

QUARTERLY PHYSICAL REPORT OF OPERATION

As of September 30, 2022


Department : State Universities and Colleges (SUCs)
 Agency : Don Mariano Marcos Memorial State University
 Operating Unit : < not applicable >
 Organization Code (UACS) : 08 009 0000000

Particulars	UACS CODE	Physical Target (Budget Year)					Physical Accomplishment (Budget Year)					Variance	Remarks
		1st Quarter	2nd Quarter	3rd Quarter	4th Quarter	Total	1st Quarter	2nd Quarter	3rd Quarter	4th Quarter	Total		
1	2	3	4	5	6	7	8	9	10	11	12	13	14
HIGHER EDUCATION PROGRAM	310100000000000												
OO : Relevant and quality tertiary education ensured to achieve inclusive													
Outcome Indicators													
1. Percentage of first-time licensure exam takers that pass the licensure exams		60.01%	60.01%	60.01%	60.01%	60.01%	60.92%	66.36%	54.67%		61.42%		277 (passers)/532 (takers)
2. Percentage of graduates (2 years prior) that are employed		50.50%	10.00%	10.00%	10.50%	50.50%	24.83%	7.57%	6.80%		39.20%		532/1357 graduates employed
Output Indicators													
1. Percentage of undergraduate students enrolled in CHED-identified and RDC-identified priority programs		92.50%		92.50%		92.50%			70.58%		70.58%		13958/19777
2. Percentage of undergraduate programs with accreditation		80.00%	80.00%	80.00%	80.00%	80.00%	87.50%		85.71%		85.71%		42/49 accredited programs
ADVANCED EDUCATION PROGRAM	320100000000000												
OO : Higher education research improved to promote economic													
Outcome Indicator													
1. Percentage of graduate school faculty engaged in research work applied in any of the following:													
a) pursuing advanced research degree programs (Ph.D.) or		15%		15%		15%	7.22%	7.22%	5.66%		5.66%		6 of the 100 graduate faculty
b) actively pursuing within the last three (3) years (investigative research, basic and applied scientific research, policy research, social science research) or		14.10%		14.10%		14.10%	53.61%	53.61%	37.74%		37.74%		40 of the 106 graduate faculty
c) producing technologies for commercialization or livelihood improvement or		10.10%		10.10%		10.10%	7.22%	7.22%	5.66%		5.66%		6 of the 106 graduate faculty
d) whose research work resulted in an extension program		13.10%		13.10%		13.10%	13.40%	13.40%	7.55%		7.55%		8 of the 106 graduate faculty
Output Indicators													
1. Percentage of graduate students enrolled in research degree programs			100%		100%	100%			100%		100%		
2. Percentage of accredited graduate programs		65%	65%	65%	65%	65%	88.89%		82.93%		82.93%		34/41 accredited graduate programs
RESEARCH PROGRAM	320200000000000												
OO : Higher education research improved to promote economic													
Outcome Indicator													
1. Number of research outputs in the last three years utilized by the industry or by other beneficiaries		2	2	4	6	14	7	5	1		13		
Output Indicators													
1. Number of research outputs completed within the year		10	10	15	15	50	2	23	8		32		

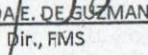
Department : State Universities and Colleges (SUCs)
 Agency : Don Mariano Marcos Memorial State University
 Operating Unit : < not applicable >
 Organization Code (UACS) : 08 009 0000000

Particulars	UACS CODE	Physical Target (Budget Year)					Physical Accomplishment (Budget Year)					Variance	Remarks
		1st Quarter	2nd Quarter	3rd Quarter	4th Quarter	Total	1st Quarter	2nd Quarter	3rd Quarter	4th Quarter	Total		
1	2	3	4	5	6	7	8	9	10	11	12	13	14
2. Percentage of research outputs published in internationally-refereed or CHED recognized journal within the year		4.00%	6.00%	6.00%	12.00%	28%	8	2	6		16		
TECHNICAL ADVISORY EXTENSION PROGRAM	330100000000000												
OO : Community engagement increased													
Outcome Indicator													
1. Number of active partnerships with LGUs, industries, NGOs, NGAs, SMEs, and other stakeholders as a result of extension activities		20	20	10	6	56	39	18	18		75		
Output Indicators													
1. Number of trainees weighted by the length of training		3000	3000	3000	1250	10,250	11650.25	13,359	7,321.55		32,330.80		
2. Number of extension programs organized and supported consistent with the SUC's mandated and priority programs		20	20	15	11	66	54	29	19		102		
3. Percentage of beneficiaries who rate the training course/s as satisfactory or higher in terms of quality and relevance		100%	100%	100%	100%	100%	100%	100%	100%		100%		

Prepared By:


PRISCILO E. FONATNILLA, JR.
 VP, Planning & Resource Dev't.

In coordination with:


PLACIDA E. DE GUZMAN
 Dir., FMS

Approved By:


JAIME H. MANUEL, JR.
 SUC President

STATEMENT OF APPROPRIATIONS, ALLOTMENTS, OBLIGATIONS, DISBURSEMENTS AND BALANCES
As at the Quarter Ending September 30, 2022

Department : State Universities and Colleges (SUCs)
 Agency/Entity : Don Mariano Marcos Memorial State University
 Operating Unit : < not applicable >
 Organization Code (UACS) : 00 000 000000
 Fund Cluster : 01 Regular Agency Fund

X	Current Year Appropriations
	Supplemental Appropriations
	Continuing Appropriations

[e.g. UACS Fund Cluster: 01-Regular Agency Fund, 02-Foreign Assisted Projects Fund, 03-Special Account-Locally Funded/Domestic Grants Fund, and 04-Special Account-Foreign Assisted/Foreign Grants Fund]

Particulars	UACS CODE	Appropriations					Allotments		Current Year Obligations						Current Year Disbursements					Balances			
		Authorized Appropriations	Adjustments(Transfer To/From, Modification or Augmentations)	Adjusted Appropriations	Allotments Received	Adjustments(Reductions, Modifications/Augmentations)	Transfer To	Transfer From	Adjusted Total Allotments	1st Quarter Ending March 31	2nd Quarter Ending June 30	3rd Quarter Ending Sept. 30	4th Quarter Ending Dec. 31	TOTAL	1st Quarter Ending March 31	2nd Quarter Ending June 30	3rd Quarter Ending Sept. 30	4th Quarter Ending Dec. 31	TOTAL	Unreleased Appro	Unobligated Allotments	Unpaid Obligations(15-20)=(23+24)	
																						Due and Demandable	Not Due and Demandable
1	2	3	4	5=(3+4)	6	7	8	9	10=[(6+)-(7)-(8)+(9)]	11	12	13	14	15=(11+12+13+14)	16	17	18	19	20=(16+17+18+19)	21	22	23	24
Agency Specific Budget		1,508,873,000.00	0.00	1,508,873,000.00	1,259,025,759.00	0.00	0.00	0.00	1,258,025,759.00	209,514,938.15	332,018,643.84	213,455,244.51	0.00	744,988,826.50	183,199,845.69	333,048,516.72	192,406,625.84	0.00	708,655,988.25	310,847,250.00	513,036,823.70	1,919,948.32	34,421,492.82
General Administration and Support	10000000000000	414,433,000.00	0.00	414,433,000.00	202,184,000.00	0.00	0.00	0.00	202,184,000.00	72,182,848.57	93,382,567.33	38,175,128.14	0.00	163,740,544.04	48,740,283.70	68,844,804.54	41,730,328.71	0.00	159,315,394.95	212,249,000.00	35,573,389.96	737,723.58	6,587,320.31
General Management and Supervision	100000100001000	162,008,000.00	0.00	162,008,000.00	162,008,000.00	0.00	0.00	0.00	162,008,000.00	38,225,087.46	54,434,344.51	34,242,623.00	0.00	126,902,055.97	37,589,224.46	53,872,571.01	34,469,118.67	0.00	125,930,914.14	0.00	35,106,534.49	737,723.58	332,827.80
PS		116,089,000.00	0.00	116,089,000.00	116,089,000.00	0.00	0.00	0.00	116,089,000.00	27,088,779.88	42,092,997.01	30,393,199.87	0.00	99,584,976.76	27,098,779.88	41,585,523.51	20,639,432.79	0.00	99,301,738.18	0.00	16,906,023.24	281,240.58	0.00
MOOE		45,919,000.00	0.00	45,919,000.00	45,919,000.00	0.00	0.00	0.00	45,919,000.00	11,129,317.58	12,341,347.50	3,848,823.68	0.00	27,318,488.76	10,582,444.58	12,107,847.55	3,829,686.88	0.00	26,529,177.99	0.00	18,600,511.24	458,483.00	332,827.80
Administration of Personnel Benefits	100000100002000	219,303,000.00	0.00	219,303,000.00	7,254,000.00	0.00	0.00	0.00	7,254,000.00	1,333,835.44	3,818,222.82	1,833,102.59	0.00	6,985,160.85	1,233,835.44	3,818,222.82	1,833,102.59	0.00	6,985,160.85	212,249,000.00	268,838.15	0.00	0.00
PS		219,303,000.00	0.00	219,303,000.00	7,254,000.00	0.00	0.00	0.00	7,254,000.00	1,333,835.44	3,818,222.82	1,833,102.59	0.00	6,985,160.85	1,233,835.44	3,818,222.82	1,833,102.59	0.00	6,985,160.85	212,249,000.00	268,838.15	0.00	0.00
Project(s)		32,922,000.00	0.00	32,922,000.00	32,922,000.00	0.00	0.00	0.00	32,922,000.00	32,724,912.87	0.00	0.00	0.00	32,724,912.87	0.00	0.00	0.00	0.00	32,724,912.87	0.00	197,887.33	0.00	6,224,692.71
Locally-Funded Project(s)		32,922,000.00	0.00	32,922,000.00	32,922,000.00	0.00	0.00	0.00	32,922,000.00	32,724,912.87	0.00	0.00	0.00	32,724,912.87	0.00	0.00	0.00	0.00	32,724,912.87	0.00	197,887.33	0.00	6,224,692.71
Provision of Water Treatment, MLUC	100000200013000	32,922,000.00	0.00	32,922,000.00	32,922,000.00	0.00	0.00	0.00	32,922,000.00	32,724,912.87	0.00	0.00	0.00	32,724,912.87	0.00	0.00	0.00	0.00	32,724,912.87	0.00	197,887.33	0.00	6,224,692.71
CO		32,922,000.00	0.00	32,922,000.00	32,922,000.00	0.00	0.00	0.00	32,922,000.00	32,724,912.87	0.00	0.00	0.00	32,724,912.87	0.00	0.00	0.00	0.00	32,724,912.87	0.00	197,887.33	0.00	6,224,692.71
Sub-Total, General Administration and Support		414,433,000.00	0.00	414,433,000.00	202,184,000.00	0.00	0.00	0.00	202,184,000.00	72,182,848.57	93,382,567.33	38,175,128.14	0.00	163,740,544.04	48,740,283.70	68,844,804.54	41,730,328.71	0.00	159,315,394.95	212,249,000.00	35,573,389.96	737,723.58	6,587,320.31
PS		338,982,000.00	0.00	338,982,000.00	123,343,000.00	0.00	0.00	0.00	123,343,000.00	48,811,218.83	32,326,302.46	18,330,615.32	0.00	109,469,836.61	28,330,615.32	45,383,746.33	32,872,535.38	0.00	106,586,897.03	212,249,000.00	16,774,882.39	281,240.58	0.00
MOOE		45,919,000.00	0.00	45,919,000.00	45,919,000.00	0.00	0.00	0.00	45,919,000.00	11,129,317.58	12,341,347.50	3,848,823.68	0.00	27,318,488.76	10,582,444.58	12,107,847.55	3,829,686.88	0.00	26,529,177.99	0.00	18,600,511.24	458,483.00	332,827.80
FinEx (if Applicable)		0.00	0.00	0.00	0.00	0.00	0.00	0.00	0.00	0.00	0.00	0.00	0.00	0.00	0.00	0.00	0.00	0.00	0.00	0.00	0.00	0.00	0.00
CO		32,922,000.00	0.00	32,922,000.00	32,922,000.00	0.00	0.00	0.00	32,922,000.00	32,724,912.87	0.00	0.00	0.00	32,724,912.87	0.00	0.00	0.00	0.00	32,724,912.87	0.00	197,887.33	0.00	6,224,692.71
Support to Operations	2000000000000000	48,608,000.00	0.00	48,608,000.00	48,608,000.00	0.00	0.00	0.00	48,608,000.00	8,872,870.15	13,400,264.27	10,980,822.27	0.00	33,264,156.69	8,417,238.15	13,078,338.92	9,490,498.01	0.00	30,984,073.08	0.00	15,343,843.31	12,983.35	2,287,100.26
Auxiliary Services	200000100001000	48,608,000.00	0.00	48,608,000.00	48,608,000.00	0.00	0.00	0.00	48,608,000.00	7,886,912.58	10,678,960.87	9,807,717.43	0.00	28,273,690.88	7,886,912.58	10,586,877.52	7,807,717.43	0.00	28,269,707.51	0.00	11,914,309.14	12,983.35	2,000,000.00
PS		40,188,000.00	0.00	40,188,000.00	40,188,000.00	0.00	0.00	0.00	40,188,000.00	7,886,912.58	10,678,960.87	9,807,717.43	0.00	28,273,690.88	7,886,912.58	10,586,877.52	7,807,717.43	0.00	28,269,707.51	0.00	11,914,309.14	12,983.35	2,000,000.00
MOOE		8,420,000.00	0.00	8,420,000.00	8,420,000.00	0.00	0.00	0.00	8,420,000.00	988,957.57	2,820,303.40	1,183,294.84	0.00	4,990,465.81	531,225.59	2,500,381.40	1,682,778.58	0.00	4,723,365.57	0.00	15,343,843.31	12,983.35	2,287,100.26
Sub-Total, Support to Operations		48,608,000.00	0.00	48,608,000.00	48,608,000.00	0.00	0.00	0.00	48,608,000.00	8,872,870.15	13,400,264.27	10,980,822.27	0.00	33,264,156.69	8,417,238.15	13,078,338.92	9,490,498.01	0.00	30,984,073.08	0.00	15,343,843.31	12,983.35	2,287,100.26
PS		40,188,000.00	0.00	40,188,000.00	40,188,000.00	0.00	0.00	0.00	40,188,000.00	7,886,912.58	10,678,960.87	9,807,717.43	0.00	28,273,690.88	7,886,912.58	10,586,877.52	7,807,717.43	0.00	28,269,707.51	0.00	11,914,309.14	12,983.35	2,000,000.00
MOOE		8,420,000.00	0.00	8,420,000.00	8,420,000.00	0.00	0.00	0.00	8,420,000.00	988,957.57	2,820,303.40	1,183,294.84	0.00	4,990,465.81	531,225.59	2,500,381.40	1,682,778.58	0.00	4,723,365.57	0.00	15,343,843.31	12,983.35	2,287,100.26
FinEx (if Applicable)		0.00	0.00	0.00	0.00	0.00	0.00	0.00	0.00	0.00	0.00	0.00	0.00	0.00	0.00	0.00	0.00	0.00	0.00	0.00	0.00	0.00	0.00
CO		0.00	0.00	0.00	0.00	0.00	0.00	0.00	0.00	0.00	0.00	0.00	0.00	0.00	0.00	0.00	0.00	0.00	0.00	0.00	0.00	0.00	0.00
Operations	2000000000000000	1,105,832,000.00	0.00	1,105,832,000.00	1,007,233,750.00	0.00	0.00	0.00	1,007,233,750.00	128,409,022.43	250,365,812.04	166,289,286.10	0.00	545,114,130.57	128,042,143.84	251,123,372.26	141,185,802.92	0.00	518,351,318.02	98,398,250.00	462,119,819.43	1,165,939.39	25,889,872.16

This report was generated using the Unified Reporting System on 26/10/2022 13:21 version.FAR1.2.5 ; Status : SUBMITTED

Department : State Universities and Colleges (SUCs)
 Agency/Entity : Don Mariano Marcos Memorial State University
 Operating Unit : < not applicable >
 Organization Code (UACS) : 08 008 0000000
 Fund Cluster : 01 Regular Agency Fund

(e.g. UACS Fund Cluster: 01-Regular Agency Fund, 02-Foreign Assisted Projects Fund, 03-Special Account-Locally Funded/Domestic Grants Fund, and 04-Special Account-Foreign Assisted/Foreign Grants Fund)

X	Current Year Appropriations
	Supplemental Appropriations
	Continuing Appropriations

Particulars	UACS CODE	Appropriations					Allotments			Current Year Obligations					Current Year Disbursements					Balances				
		Authorized Appropriations	Adjustments(Transfer To/From,Modifications/Augmentations)	Adjusted Appropriations	Allotments Received	Adjustments(Reductions,Modifications/Augmentations)	Transfer To	Transfer From	Adjusted Total Allotments	1st Quarter Ending March 31	2nd Quarter Ending June 30	3rd Quarter Ending Sept. 30	4th Quarter Ending Dec. 31	TOTAL	1st Quarter Ending March 31	2nd Quarter Ending June 30	3rd Quarter Ending Sept. 30	4th Quarter Ending Dec. 31	TOTAL	Unreleased Appro	Unobligated Allotments	Unpaid Obligations(15-20)=(23+24)		
		3	4	5=(3+4)	6	7	8	9	10=[(5+)-(7)-8+9]	11	12	13	14	15=(11+12+13+14)	16	17	18	19	20=(16+17+18+19)	21	22	23	24	
DO: Relevant and quality tertiary education ensured to achieve inclusive growth and access of poor but deserving students to quality tertiary education increased		1,013,806,000.00	0.00	1,013,806,000.00	915,407,750.00	0.00	0.00	915,407,750.00	112,009,458.56	227,277,394.21	139,381,127.17	0.00	478,737,878.94	109,772,443.37	228,224,041.33	125,123,886.20	0.00	463,120,170.90	98,398,250.00	438,668,770.30	1,110,614.09	14,807,194.88		
HIGHER EDUCATION PROGRAM		1,013,806,000.00	0.00	1,013,806,000.00	915,407,750.00	0.00	0.00	915,407,750.00	112,009,458.56	227,277,394.21	139,381,127.17	0.00	478,737,878.94	109,772,443.37	228,224,041.33	125,123,886.20	0.00	463,120,170.90	98,398,250.00	438,668,770.90	1,110,614.09	14,807,194.88		
Provision of Higher Education Services	31010010002000	520,650,000.00	0.00	520,650,000.00	520,650,000.00	0.00	0.00	520,650,000.00	112,009,458.56	150,742,844.21	120,010,392.53	0.00	382,852,495.30	109,772,443.37	161,888,281.33	115,208,895.01	0.00	376,870,620.71	0.00	376,870,620.71	0.00	117,335,361.88	638,885.05	8,000,000.00
PS		489,712,000.00	0.00	489,712,000.00	489,712,000.00	0.00	0.00	489,712,000.00	107,185,648.52	138,666,098.99	106,524,892.87	0.00	352,376,638.38	106,534,339.49	138,874,587.99	101,328,005.81	0.00	346,838,983.29	0.00	346,838,983.29	0.00	117,335,361.88	638,885.05	8,000,000.00
MOOE		59,938,000.00	0.00	59,938,000.00	59,938,000.00	0.00	0.00	59,938,000.00	4,913,810.04	12,076,547.26	13,485,389.66	0.00	30,475,856.92	3,238,033.88	12,714,703.34	13,880,889.20	0.00	56,449,541.25	0.00	56,449,541.25	0.00	20,462,143.94	876,928.94	71,251.90
Projects		493,156,000.00	0.00	493,156,000.00	394,757,750.00	0.00	0.00	394,757,750.00	0.00	78,534,750.00	19,350,734.64	0.00	97,885,484.64	0.00	78,534,750.00	9,914,791.20	0.00	96,449,541.25	0.00	96,449,541.25	0.00	298,872,283.38	0.00	9,435,943.39
Locally-Funded Project(s)		493,156,000.00	0.00	493,156,000.00	394,757,750.00	0.00	0.00	394,757,750.00	0.00	78,534,750.00	19,350,734.64	0.00	97,885,484.64	0.00	78,534,750.00	9,914,791.20	0.00	96,449,541.25	0.00	96,449,541.25	0.00	298,872,283.38	0.00	9,435,943.39
Conduct of Activities for Sports and Culture Development	310100200019000	500,000.00	0.00	500,000.00	500,000.00	0.00	0.00	500,000.00	0.00	0.00	295,720.00	0.00	295,720.00	0.00	295,720.00	0.00	0.00	0.00	0.00	0.00	0.00	294,289.00	0.00	295,720.00
MOOE		500,000.00	0.00	500,000.00	500,000.00	0.00	0.00	500,000.00	0.00	0.00	295,720.00	0.00	295,720.00	0.00	295,720.00	0.00	0.00	0.00	0.00	0.00	0.00	294,289.00	0.00	295,720.00
Infrastructure and Smart Campus Development, Operationalization of Face-to-Face Classes and Upgrading/Procurement of Equipment	310100200022000	31,600,000.00	0.00	31,600,000.00	31,600,000.00	0.00	0.00	31,600,000.00	0.00	0.00	18,803,879.64	0.00	18,803,879.64	0.00	18,803,879.64	0.00	0.00	9,463,758.25	0.00	9,463,758.25	0.00	12,996,029.38	0.00	9,140,223.39
MOOE		12,000,000.00	0.00	12,000,000.00	12,000,000.00	0.00	0.00	12,000,000.00	0.00	0.00	0.00	0.00	0.00	0.00	0.00	0.00	0.00	0.00	0.00	0.00	0.00	12,000,000.00	0.00	0.00
CO		19,600,000.00	0.00	19,600,000.00	19,600,000.00	0.00	0.00	19,600,000.00	0.00	0.00	18,803,879.64	0.00	18,803,879.64	0.00	18,803,879.64	0.00	0.00	9,463,758.25	0.00	9,463,758.25	0.00	996,029.38	0.00	9,140,223.39
Capacity Development on Futures Thinking and Strategic Foresight	310100200023000	2,000,000.00	0.00	2,000,000.00	0.00	0.00	0.00	0.00	0.00	0.00	0.00	0.00	0.00	0.00	0.00	0.00	0.00	0.00	0.00	0.00	2,000,000.00	0.00	0.00	0.00
MOOE		2,000,000.00	0.00	2,000,000.00	0.00	0.00	0.00	0.00	0.00	0.00	0.00	0.00	0.00	0.00	0.00	0.00	0.00	0.00	0.00	0.00	2,000,000.00	0.00	0.00	0.00
Student Assistance Program	310100200024000	500,000.00	0.00	500,000.00	500,000.00	0.00	0.00	500,000.00	0.00	0.00	451,035.00	0.00	451,035.00	0.00	451,035.00	0.00	0.00	451,035.00	0.00	451,035.00	0.00	48,865.00	0.00	0.00
MOOE		500,000.00	0.00	500,000.00	500,000.00	0.00	0.00	500,000.00	0.00	0.00	451,035.00	0.00	451,035.00	0.00	451,035.00	0.00	0.00	451,035.00	0.00	451,035.00	0.00	48,865.00	0.00	0.00
Construction of the College of Medicine Building	310100200025000	281,123,000.00	0.00	281,123,000.00	281,123,000.00	0.00	0.00	281,123,000.00	0.00	0.00	0.00	0.00	0.00	0.00	0.00	0.00	0.00	0.00	0.00	0.00	0.00	281,123,000.00	0.00	0.00
CO		281,123,000.00	0.00	281,123,000.00	281,123,000.00	0.00	0.00	281,123,000.00	0.00	0.00	0.00	0.00	0.00	0.00	0.00	0.00	0.00	0.00	0.00	0.00	0.00	281,123,000.00	0.00	0.00
Free Higher Education	310100200026000	172,833,000.00	0.00	172,833,000.00	78,534,750.00	0.00	0.00	78,534,750.00	0.00	78,534,750.00	0.00	0.00	78,534,750.00	0.00	78,534,750.00	0.00	0.00	78,534,750.00	0.00	78,534,750.00	98,398,250.00	0.00	0.00	0.00
MOOE		172,833,000.00	0.00	172,833,000.00	78,534,750.00	0.00	0.00	78,534,750.00	0.00	78,534,750.00	0.00	0.00	78,534,750.00	0.00	78,534,750.00	0.00	0.00	78,534,750.00	0.00	78,534,750.00	98,398,250.00	0.00	0.00	0.00
Investment in carrying capacity of Nursing and Allied Health Programs	310100200027000	4,500,000.00	0.00	4,500,000.00	4,500,000.00	0.00	0.00	4,500,000.00	0.00	0.00	0.00	0.00	0.00	0.00	0.00	0.00	0.00	0.00	0.00	0.00	0.00	4,500,000.00	0.00	0.00
PS		1,500,000.00	0.00	1,500,000.00	1,500,000.00	0.00	0.00	1,500,000.00	0.00	0.00	0.00	0.00	0.00	0.00	0.00	0.00	0.00	0.00	0.00	0.00	0.00	1,500,000.00	0.00	0.00
MOOE		1,500,000.00	0.00	1,500,000.00	1,500,000.00	0.00	0.00	1,500,000.00	0.00	0.00	0.00	0.00	0.00	0.00	0.00	0.00	0.00	0.00	0.00	0.00	0.00	1,500,000.00	0.00	0.00
CO		1,500,000.00	0.00	1,500,000.00	1,500,000.00	0.00	0.00	1,500,000.00	0.00	0.00	0.00	0.00	0.00	0.00	0.00	0.00	0.00	0.00	0.00	0.00	0.00	1,500,000.00	0.00	0.00
DO: Higher education research improved to promote economic productivity and innovation		54,800,000.00	0.00	54,800,000.00	54,800,000.00	0.00	0.00	54,800,000.00	8,538,825.60	13,741,262.38	16,575,346.15	0.00	39,855,434.13	9,448,060.60	13,788,353.08	9,500,998.88	0.00	32,735,412.66	0.00	32,735,412.66	0.00	14,746,465.87	32,187.90	7,865,823.87
ADVANCED EDUCATION PROGRAM		1,414,000.00	0.00	1,414,000.00	1,414,000.00	0.00	0.00	1,414,000.00	46,500.00	404,252.00	165,130.00	0.00	615,882.00	48,500.00	373,462.00	156,900.00	0.00	576,882.00	0.00	576,882.00	0.00	798,118.00	29,700.00	9,330.00

Department : State Universities and Colleges (SUCs)
 Agency/Entity : Don Mariano Marcos Memorial State University
 Operating Unit : < not applicable >
 Organization Code (UACS) : 08 009 0000000
 Fund Cluster : 01 Regular Agency Fund
 (e.g. UACS Fund Cluster: 01-Regular Agency Fund, 02-Foreign Assisted Projects Fund, 03-Special Account-Locally Funded/Domestic Grants Fund, and 04-Special Account-Foreign Assisted/Foreign Grants Fund)

X	Current Year Appropriations
	Supplemental Appropriations
	Continuing Appropriations

Particulars	UACS CODE	Appropriations		Allotments					Current Year Obligations					Current Year Disbursements					Balances				
		Authorized Appropriations	Adjustments(Transfers To/From, Modifications/Augmentations)	Adjusted Appropriations	Allotments Received	Adjustments(Reductions, Modifications/Augmentations)	Transfer To	Transfer From	Adjusted Total Allotments	1st Quarter Ending March 31	2nd Quarter Ending June 30	3rd Quarter Ending Sept 30	4th Quarter Ending Dec. 31	TOTAL	1st Quarter Ending March 31	2nd Quarter Ending June 30	3rd Quarter Ending Sept. 30	4th Quarter Ending Dec. 31	TOTAL	Unreleased Appro	Unobligated Allotments	Unpaid Obligations(15-20)+(23+24)	
		3	4	5=(3+4)	6	7	8	9	10=(6+(7)-8+9)	11	12	13	14	15=(11+12+13+14)	16	17	18	19	20=(16+17+18+19)	21	22	23	24
Provision of Advanced Education Services	320100100001000	1,414,000.00	0.00	1,414,000.00	1,414,000.00	0.00	0.00	0.00	1,414,000.00	40,500.00	404,252.00	165,130.00	0.00	610,882.00	46,500.00	373,462.00	156,900.00	0.00	576,862.00	0.00	798,118.00	29,700.00	8,330.00
MODE		1,414,000.00	0.00	1,414,000.00	1,414,000.00	0.00	0.00	0.00	1,414,000.00	40,500.00	404,252.00	165,130.00	0.00	610,882.00	46,500.00	373,462.00	156,900.00	0.00	576,862.00	0.00	798,118.00	29,700.00	8,330.00
RESEARCH PROGRAM		53,186,000.00	0.00	53,186,000.00	53,186,000.00	0.00	0.00	0.00	53,186,000.00	6,490,425.60	13,337,010.38	16,410,218.15	0.00	36,237,654.13	6,401,560.60	13,412,901.00	9,344,888.88	0.00	32,159,350.48	0.00	13,948,347.87	2,487.80	7,076,803.87
Conduct of Research Services	320200100001000	53,186,000.00	0.00	53,186,000.00	53,186,000.00	0.00	0.00	0.00	53,186,000.00	6,490,425.60	13,337,010.38	16,410,218.15	0.00	36,237,654.13	6,401,560.60	13,412,901.00	9,344,888.88	0.00	32,159,350.48	0.00	13,948,347.87	2,487.80	7,076,803.87
PS		48,418,000.00	0.00	48,418,000.00	48,418,000.00	0.00	0.00	0.00	48,418,000.00	6,582,263.14	11,763,668.75	15,062,488.54	0.00	34,448,419.43	6,582,263.14	11,763,668.75	15,062,488.54	0.00	33,408,420.43	0.00	978,763.30	0.00	122,778.77
MODE		4,768,000.00	0.00	4,768,000.00	4,768,000.00	0.00	0.00	0.00	4,768,000.00	908,162.46	1,563,341.63	1,327,729.61	0.00	3,799,233.70	819,297.46	1,631,233.11	1,215,439.34	0.00	3,665,969.91	0.00	10,703,383.50	23,137.50	4,603,743.60
OO - Community engagement increased		37,228,000.00	0.00	37,228,000.00	37,228,000.00	0.00	0.00	0.00	37,228,000.00	8,822,638.27	9,347,155.45	10,352,822.78	0.00	28,522,616.50	6,821,639.87	6,112,977.86	6,981,117.88	0.00	22,495,735.40	0.00	10,703,383.50	23,137.50	4,603,743.60
TECHNICAL ADVISORY EXTENSION PROGRAM		37,228,000.00	0.00	37,228,000.00	37,228,000.00	0.00	0.00	0.00	37,228,000.00	8,822,638.27	9,347,155.45	10,352,822.78	0.00	28,522,616.50	6,821,639.87	6,112,977.86	6,981,117.88	0.00	22,495,735.40	0.00	10,703,383.50	23,137.50	4,603,743.60
Provision of Extension Services	330100100001000	37,228,000.00	0.00	37,228,000.00	37,228,000.00	0.00	0.00	0.00	37,228,000.00	8,822,638.27	9,347,155.45	10,352,822.78	0.00	28,522,616.50	6,821,639.87	6,112,977.86	6,981,117.88	0.00	22,495,735.40	0.00	10,703,383.50	23,137.50	4,603,743.60
PS		34,777,000.00	0.00	34,777,000.00	34,777,000.00	0.00	0.00	0.00	34,777,000.00	6,408,376.56	6,460,943.94	6,781,798.25	0.00	24,652,227.75	6,408,376.56	6,460,943.94	6,781,798.25	0.00	23,621,016.50	0.00	10,703,383.50	23,137.50	4,603,743.60
MODE		2,449,000.00	0.00	2,449,000.00	2,449,000.00	0.00	0.00	0.00	2,449,000.00	413,062.88	886,211.51	601,144.53	0.00	1,870,388.92	413,062.88	622,033.91	809,499.43	0.00	1,843,507.62	0.00	578,911.28	0.00	3,743.80
Sub-Total, Operations		1,105,832,000.00	0.00	1,105,832,000.00	1,107,233,750.00	0.00	0.00	0.00	1,107,233,750.00	128,469,022.43	250,368,812.94	168,289,098.10	0.00	647,116,733.37	128,469,022.43	251,123,372.38	141,105,902.82	0.00	626,698,297.63	98,389,250.00	482,119,616.43	1,165,030.38	25,888,872.38
PS		554,407,000.00	0.00	554,407,000.00	554,407,000.00	0.00	0.00	0.00	554,407,000.00	122,177,387.25	189,940,706.64	131,359,187.66	0.00	412,477,281.55	121,828,198.22	159,246,709.80	115,268,373.70	0.00	396,343,282.72	0.00	141,920,716.45	542,172.80	15,953,826.90
MODE		249,002,000.00	0.00	249,002,000.00	150,803,750.00	0.00	0.00	0.00	150,803,750.00	6,281,638.18	91,425,105.40	18,328,128.80	0.00	114,032,869.38	4,516,945.62	61,876,882.39	16,513,872.97	0.00	112,800,280.37	98,389,250.00	36,570,889.82	624,760.54	502,821.87
FinEx (if Applicable)		0.00	0.00	0.00	0.00	0.00	0.00	0.00	0.00	0.00	0.00	0.00	0.00	0.00	0.00	0.00	0.00	0.00	0.00	0.00	0.00	0.00	0.00
CO		302,223,000.00	0.00	302,223,000.00	302,223,000.00	0.00	0.00	0.00	302,223,000.00	0.00	0.00	18,683,979.64	0.00	18,683,979.64	0.00	0.00	0.00	0.00	0.00	0.00	0.00	0.00	0.00
Sub-Total, I. Agency Specific Budget		1,568,873,000.00	0.00	1,568,873,000.00	1,258,026,750.00	0.00	0.00	0.00	1,258,026,750.00	209,514,938.18	322,018,643.84	213,455,344.51	0.00	744,988,926.53	183,189,645.69	333,044,516.72	192,406,625.64	0.00	708,650,787.05	310,647,250.00	513,038,823.70	1,916,646.32	34,421,492.83
PS		930,187,000.00	0.00	930,187,000.00	717,038,000.00	0.00	0.00	0.00	717,038,000.00	108,384,016.13	215,431,867.34	173,493,207.65	0.00	547,319,110.02	157,742,825.10	215,197,433.73	155,088,026.51	0.00	528,028,688.34	212,248,000.00	170,618,889.88	818,398.71	17,953,626.90
MODE		303,341,000.00	0.00	303,341,000.00	204,942,750.00	0.00	0.00	0.00	204,942,750.00	19,988,913.35	106,586,796.30	21,358,157.32	0.00	148,541,823.97	15,639,615.78	108,483,071.28	22,028,137.43	0.00	144,158,624.56	98,389,250.00	58,600,928.03	1,080,269.54	1,192,749.93
FinEx (if Applicable)		0.00	0.00	0.00	0.00	0.00	0.00	0.00	0.00	0.00	0.00	0.00	0.00	0.00	0.00	0.00	0.00	0.00	0.00	0.00	0.00	0.00	0.00
CO		335,145,000.00	0.00	335,145,000.00	335,145,000.00	0.00	0.00	0.00	335,145,000.00	32,724,912.67	0.00	18,683,979.64	0.00	51,327,892.31	9,877,202.80	11,354,010.71	14,791,881.70	0.00	35,983,078.21	0.00	283,817,007.88	0.00	15,384,916.10
I. Automatic Appropriations		64,833,000.00	0.00	64,833,000.00	64,833,000.00	0.00	0.00	0.00	64,833,000.00	13,513,735.38	13,313,288.50	12,880,265.94	0.00	39,707,289.83	13,513,735.38	13,313,288.50	12,880,265.94	0.00	39,707,289.83	0.00	25,125,710.17	0.00	0.00
Specific Budgets of National Government Agencies		64,833,000.00	0.00	64,833,000.00	64,833,000.00	0.00	0.00	0.00	64,833,000.00	13,513,735.38	13,313,288.50	12,880,265.94	0.00	39,707,289.83	13,513,735.38	13,313,288.50	12,880,265.94	0.00	39,707,289.83	0.00	25,125,710.17	0.00	0.00
Retirement and Life Insurance Premiums		64,833,000.00	0.00	64,833,000.00	64,833,000.00	0.00	0.00	0.00	64,833,000.00	13,513,735.38	13,313,288.50	12,880,265.94	0.00	39,707,289.83	13,513,735.38	13,313,288.50	12,880,265.94	0.00	39,707,289.83	0.00	25,125,710.17	0.00	0.00
PS		64,833,000.00	0.00	64,833,000.00	64,833,000.00	0.00	0.00	0.00	64,833,000.00	13,513,735.38	13,313,288.50	12,880,265.94	0.00	39,707,289.83	13,513,735.38	13,313,288.50	12,880,265.94	0.00	39,707,289.83	0.00	25,125,710.17	0.00	0.00
Sub-Total II. Automatic Appropriations		64,833,000.00	0.00	64,833,000.00	64,833,000.00	0.00	0.00	0.00	64,833,000.00	13,513,735.38	13,313,288.50	12,880,265.94	0.00	39,707,289.83	13,513,735.38	13,313,288.50	12,880,265.94	0.00	39,707,289.83	0.00	25,125,710.17	0.00	0.00
PS		64,833,000.00	0.00	64,833,000.00	64,833,000.00	0.00	0.00	0.00	64,833,000.00	13,513,735.38	13,313,288.50	12,880,265.94	0.00	39,707,289.83	13,513,735.38	13,313,288.50	12,880,265.94	0.00	39,707,289.83	0.00	25,125,710.17	0.00	0.00
MODE		0.00	0.00	0.00	0.00	0.00	0.00	0.00	0.00	0.00	0.00	0.00	0.00	0.00	0.00	0.00	0.00	0.00	0.00	0.00	0.00	0.00	0.00
FinEx		0.00	0.00	0.00	0.00	0.00	0.00	0.00	0.00	0.00	0.00	0.00	0.00	0.00	0.00	0.00	0.00	0.00	0.00	0.00	0.00	0.00	0.00
CO		0.00	0.00	0.00	0.00	0.00	0.00	0.00	0.00	0.00	0.00	0.00	0.00	0.00	0.00	0.00	0.00	0.00	0.00	0.00	0.00	0.00	0.00
IV. Reversion of the Unobligated Allotments charged against RA		0.00	0.00	0.00	0.00	0.00	0.00	0.00	0.00	0.00	0.00	0.00	0.00	0.00	0.00	0.00	0.00	0.00	0.00	0.00	0.00	0.00	0.00


This report was generated using the Unified Reporting System on 26/10/2022 13:21 version: FAR1.2.5 : Status : SUBMITTED


Department : State Universities and Colleges (SUCs)
 Agency/Entity : Don Mariano Marcos Memorial State University
 Operating Unit : < not applicable >
 Organization Code (UACS) : 05 009 0000000
 Fund Cluster : 01 Regular Agency Fund

X	Current Year Appropriations
	Supplemental Appropriations
	Continuing Appropriations

(e.g. UACS Fund Cluster: 01-Regular Agency Fund, 02-Foreign Assisted Projects Fund, 03-Special Account-Locally Funded/Domestic Grants Fund, and 04-Special Account-Foreign Assisted/Foreign Grants Fund)

Particulars	UACS CODE	Appropriations			Allotments		Current Year Obligations							Current Year Disbursements				Balances							
		Authorized Appropriations	Adjustments(Transfer To/From, Modifications/Augmentations)	Adjusted Appropriations	Allotments Received	Adjustments(Reductions, Modifications/Augmentations)	Transfer To	Transfer From	Adjusted Total Allotments	1st Quarter Ending March 31	2nd Quarter Ending June 30	3rd Quarter Ending Sept. 30	4th Quarter Ending Dec. 31	TOTAL	1st Quarter Ending March 31	2nd Quarter Ending June 30	3rd Quarter Ending Sept. 30	4th Quarter Ending Dec. 31	TOTAL	Unreleased Appro	Unobligated Allotments	Unpaid Obligations(15-20)=(23+24)			
		3	4	5=(3+4)	6	7	8	9	10=((6)-(7)-(8)+9)	11	12	13	14	15=(11+12+13+14)	16	17	18	19	20=(16+17+18+19)	21	22	23	24		
Notes: 11455 and 11494																									
GRAND TOTAL		1,833,506,000.00	0.00	1,833,506,000.00	1,322,859,750.00	0.00	0.00	0.00	1,322,859,750.00	223,028,873.54	335,331,832.14	228,335,810.42	0.00	784,696,516.10	196,713,381.08	346,355,898.06	305,288,739.74	0.00	748,358,078.88	310,847,259.00	538,162,533.87	1,918,846.32	34,421,492.83		
PS		995,020,000.00	0.00	995,020,000.00	782,771,000.00	0.00	0.00	0.00	782,771,000.00	171,307,750.52	228,745,175.84	196,373,473.46	0.00	596,826,399.82	171,258,561.40	225,558,834.07	158,470,730.81	0.00	555,288,126.28	212,249,000.00	195,744,805.15	836,336.75	17,983,826.86		
MOOE		303,341,000.00	0.00	303,341,000.00	204,842,750.00	0.00	0.00	0.00	204,842,750.00	18,386,819.35	108,588,759.30	21,358,157.32	0.00	148,341,823.97	15,839,815.79	166,483,671.29	22,026,137.45	0.00	144,159,824.50	98,388,829.00	58,000,926.83	1,089,249.54	1,102,749.85		
CO		335,145,000.00	0.00	335,145,000.00	335,145,000.00	0.00	0.00	0.00	335,145,000.00	32,734,912.87	0.00	0.00	0.00	51,227,862.31	8,817,203.83	11,354,919.71	14,791,881.70	0.00	25,883,078.21	0.00	283,817,007.88	0.00	15,334,916.10		
Reconciliation by CO:																									
L Agency Specific Budget		1,105,632,000.00	0.00	1,105,632,000.00	1,007,233,750.00	0.00	0.00	0.00	1,007,233,750.00	128,459,022.43	250,365,812.04	166,289,266.10	0.00	545,114,136.57	129,042,143.84	251,123,372.20	141,185,802.82	0.00	519,351,219.86	98,389,259.00	482,119,616.43	1,165,039.38	25,898,872.10		
TECHNICAL ADVISORY EXTENSION PROGRAM		37,228,000.00	0.00	37,228,000.00	37,228,000.00	0.00	0.00	0.00	37,228,000.00	8,822,838.27	9,347,156.45	10,332,822.78	0.00	26,522,817.50	8,821,839.87	9,112,877.85	6,561,117.89	0.00	22,495,735.61	0.00	10,763,383.59	23,137.55	4,003,743.84		
ADVANCED EDUCATION PROGRAM		1,414,000.00	0.00	1,414,000.00	1,414,000.00	0.00	0.00	0.00	1,414,000.00	48,500.00	404,252.00	185,130.00	0.00	615,882.00	48,500.00	373,482.00	198,900.00	0.00	576,882.00	0.00	798,118.00	29,700.00	9,300.00		
RESEARCH PROGRAM		53,196,000.00	0.00	53,196,000.00	53,196,000.00	0.00	0.00	0.00	53,196,000.00	9,490,425.89	13,337,810.38	15,419,216.15	0.00	35,237,652.12	8,491,560.60	13,412,801.08	9,314,887.50	0.00	32,119,560.68	0.00	13,948,347.87	2,487.85	7,578,803.87		
HIGHER EDUCATION PROGRAM		1,013,806,000.00	0.00	1,013,806,000.00	915,407,750.00	0.00	0.00	0.00	915,407,750.00	112,286,458.86	227,277,294.31	139,361,127.17	0.00	478,727,876.94	109,772,443.37	258,254,041.33	122,523,898.91	0.00	403,185,170.96	98,389,829.00	430,069,779.00	1,110,614.08	14,587,194.89		

Certified Correct:

 MARITES L. RIVERA
 Budget Officer
 Date: 2022-10-25 15:53:07

Certified Correct:

 DENA M. GARCIA
 Chief Accountant
 Date: 2022-10-25 15:53:07

Recommending Approval:

 PLACIDA E. DE GUZMAN
 Director, FMS
 Date: 2022-10-26 13:12:22


Approved By:

 MANUEL JR.
 SUC President
 Date: 2022-10-26 13:20:32

Department: State Universities and Colleges (SUCs)
 Agency: Don Mariano Marcos Memorial State University
 Operating Unit: < not applicable >
 Organization Code (UACS): 08 009 000000
 Fund Cluster: 01 Regular Agency Fund
 (e.g. UACS Fund Cluster: 01-Regular Agency Fund, 02-Foreign Assisted Projects Fund, 03-Special Account-Locally Funded/Domestic Grants Fund, and 04-Special Account-Foreign Assisted/Foreign Grants Fund)


	Current Year Appropriations
	Supplemental Appropriations
X	Continuing Appropriations


Particulars	UACS CODE	Appropriations		Allotments			Current Year Obligations				Current Year Disbursements				Balances									
		Authorized Appropriations	Adjustments (Transfer To/From, Realignment)	Adjusted Appropriations	Allotments Received	Adjustments (Withdrawal, Realignment)	Transfer To	Transfer From	Adjusted Total Allotments	1st Quarter Ending March 31	2nd Quarter Ending June 30	3rd Quarter Ending Sept. 30	4th Quarter Ending Dec. 31	TOTAL	1st Quarter Ending March 31	2nd Quarter Ending June 30	3rd Quarter Ending Sept. 30	4th Quarter Ending Dec. 31	TOTAL	Unreleased Appro	Unobligated Allotments	Unpaid Obligations		
		3	4	5=(3+4)	6	7	8	9	10=[(8+(-)7)+8+9]	11	12	13	14	15=(11+12+13+14)	16	17	18	19	20=(16+17+18+19)	21=(5-10)	22=(10-15)	23	24	
GRAND TOTAL		665,144.49	0.00	665,144.49	665,144.49	0.00	0.00	665,144.49	0.00	112,000.00	492,050.00	0.00	604,050.00	0.00	0.00	0.00	0.00	0.00	0.00	0.00	0.00	61,094.49	492,050.00	112,000.00
PS		0.00	0.00	0.00	0.00	0.00	0.00	0.00	0.00	0.00	0.00	0.00	0.00	0.00	0.00	0.00	0.00	0.00	0.00	0.00	0.00	0.00	0.00	0.00
MOOE		500,000.00	0.00	500,000.00	500,000.00	0.00	0.00	500,000.00	0.00	0.00	492,050.00	0.00	492,050.00	0.00	0.00	0.00	0.00	0.00	0.00	0.00	0.00	7,950.00	492,050.00	0.00
FixEx (if Applicable)		0.00	0.00	0.00	0.00	0.00	0.00	0.00	0.00	0.00	0.00	0.00	0.00	0.00	0.00	0.00	0.00	0.00	0.00	0.00	0.00	0.00	0.00	0.00
CO		165,144.49	0.00	165,144.49	165,144.49	0.00	0.00	165,144.49	0.00	112,000.00	0.00	0.00	112,000.00	0.00	0.00	0.00	0.00	0.00	0.00	0.00	0.00	53,144.49	0.00	112,000.00

Certified Correct:

 MARITES J. RIVERA
 Budget Officer
 Date: 2022-10-25 15:53:07

Certified Correct:

 DISPEN E. DE GUZMAN
 Chief Accountant
 Date: 2022-10-25 15:53:07

Recommending Approval:

 PLACIDA E. DE GUZMAN
 Director, FMS
 Date: 2022-10-26 13:12:22

Approved By:

 THEODOR MANUEL, JR.
 FMS President
 Date: 2022-10-26 13:20:32

SUMMARY OF APPROPRIATIONS, ALLOTMENTS, OBLIGATIONS, DISBURSEMENTS AND BALANCES BY OBJECT OF EXPENDITURES
As at the Quarter Ending September 30, 2022

Department : State Universities and Colleges (SUCs)
 Agency : Don Mariano Marcos Memorial State University
 Operating Unit : < not applicable >
 Organization Code (UACS) : 08 009 8090000
 Fund Cluster : 01 Regular Agency Fund

X	Current Year Appropriations
	Supplemental Appropriations
	Continuing Appropriations

Particulars	UACS CODE	Appropriations			Allotments			Obligations					Disbursements				Balances						
		Authorized Appropriations	Adjustments (Transfer To/From, Modifications/Augmentations)	Adjusted Appropriations	Allotments Received	Adjustments (Reductions, Modifications/Augmentations)	Transfer To	Transfer From	Adjusted Allotments	1st Quarter Ending March 31	2nd Quarter Ending June 30	3rd Quarter Ending Sept. 30	4th Quarter Ending Dec. 31	TOTAL	1st Quarter Ending March 31	2nd Quarter Ending June 30	3rd Quarter Ending Sept. 30	4th Quarter Ending Dec. 31	TOTAL	Unreleased Appropriations	Unobligated Allotments	Unpaid Obligations (15-20)+(23+24)	
		3	4	5=(3+4)	6	7	8	9	10=[(6)-(7)-(8)]	11	12	13	14	15=(11+12+13+14)	16	17	18	19	20=(16+17+18+19)	21=(5-10)	22=(10-19)	23	24
SUMMARY		1,633,008,000.00	0.00	1,633,008,000.00	1,322,858,750.00	0.00	0.00	0.00	1,322,858,750.00	223,028,873.64	335,331,932.14	228,338,810.49	0.00	784,698,616.27	108,713,381.00	346,355,908.00	205,288,788.74	0.00	748,358,078.88	310,847,259.00	538,182,533.87	1,818,848.32	34,421,482.93
A. AGENCY SPECIFIC BUDGET		1,688,873,000.00	0.00	1,688,873,000.00	1,258,025,750.00	0.00	0.00	0.00	1,258,025,750.00	209,514,938.18	322,018,843.64	213,455,344.81	0.00	744,989,026.63	103,109,645.69	333,044,518.72	192,406,626.64	0.00	708,560,787.05	310,847,259.00	513,038,823.76	1,818,848.32	34,421,482.93
Personal Services		930,187,000.00	0.00	930,187,000.00	717,338,000.00	0.00	0.00	0.00	717,338,000.00	159,394,015.11	215,431,887.34	173,493,207.25	0.00	547,319,110.00	157,742,826.10	215,197,433.71	155,588,626.51	0.00	528,528,886.34	212,249,000.00	170,618,889.88	838,398.76	17,853,828.90
Salaries and Wages	501010000	545,863,000.00	(18,000,432.32)	527,862,567.77	545,863,000.00	(18,000,432.23)	0.00	0.00	527,862,567.77	145,998,795.79	181,432,596.72	138,282,477.82	0.00	455,713,870.33	144,989,430.40	151,999,875.80	138,068,948.27	0.00	435,058,254.47	0.00	91,778,738.74	277,573.34	0.00
Salaries and Wages - Regular	501010100	540,273,000.00	(117,590,351.64)	422,682,648.36	540,273,000.00	(117,590,351.64)	0.00	0.00	422,682,648.36	112,725,878.83	110,872,948.25	108,908,597.71	0.00	332,507,324.79	112,679,530.60	110,827,193.43	108,860,089.71	0.00	332,477,713.76	0.00	90,178,328.87	27,698.00	0.00
Basic Salary - Civilian	501010101	540,273,000.00	(117,590,351.64)	422,682,648.36	540,273,000.00	(117,590,351.64)	0.00	0.00	422,682,648.36	112,725,878.83	110,872,948.25	108,908,597.71	0.00	332,507,324.79	112,679,530.60	110,827,193.43	108,860,089.71	0.00	332,477,713.76	0.00	1,602,412.17	249,895.34	0.00
Salaries and Wages - Casual/Contractual	501010200	5,914,000.00	0.00	5,914,000.00	5,914,000.00	0.00	0.00	0.00	5,914,000.00	32,873,078.68	40,558,939.09	29,343,879.81	0.00	102,775,937.58	32,209,899.75	41,042,785.49	29,165,859.86	0.00	102,227,614.90	0.00	71,665,745.37	283,820.44	0.00
Other Compensation	501020000	149,333,000.00	819,596.71	150,152,596.71	149,333,000.00	819,596.71	0.00	0.00	150,152,596.71	9,021,892.07	57,233,338.94	12,228,058.24	0.00	78,478,311.34	9,000,328.43	56,743,857.92	12,468,310.55	0.00	78,212,490.90	0.00	0.00	2,000.00	0.00
Personal Economic Relief Allowance (PERA)	501020100	28,752,000.00	0.00	28,752,000.00	28,752,000.00	0.00	0.00	0.00	28,752,000.00	6,412,088.75	6,351,823.81	6,178,102.44	0.00	18,941,815.00	6,418,725.11	6,352,887.45	6,178,102.44	0.00	18,938,815.00	0.00	9,810,185.00	2,000.00	0.00
PERA - Civilian	501020101	28,752,000.00	0.00	28,752,000.00	28,752,000.00	0.00	0.00	0.00	28,752,000.00	6,412,088.75	6,351,823.81	6,178,102.44	0.00	18,941,815.00	6,418,725.11	6,352,887.45	6,178,102.44	0.00	18,938,815.00	0.00	9,810,185.00	2,000.00	0.00
Representation Allowance (RA)	501020200	548,000.00	953,703.09	1,501,703.09	548,000.00	953,703.09	0.00	0.00	1,501,703.09	518,700.00	498,000.00	528,000.00	0.00	1,544,700.00	500,000.00	483,000.00	498,000.00	0.00	1,511,000.00	0.00	55,000.00	30,000.00	0.00
Transportation Allowance (TA)	501020300	648,000.00	877,250.00	1,525,250.00	648,000.00	877,250.00	0.00	0.00	1,525,250.00	494,250.00	473,000.00	503,000.00	0.00	1,470,250.00	484,250.00	463,000.00	473,000.00	0.00	1,445,250.00	0.00	55,000.00	30,000.00	0.00
Transportation Allowance (TA)	501020301	648,000.00	877,250.00	1,525,250.00	648,000.00	877,250.00	0.00	0.00	1,525,250.00	494,250.00	473,000.00	503,000.00	0.00	1,470,250.00	484,250.00	463,000.00	473,000.00	0.00	1,445,250.00	0.00	55,000.00	30,000.00	0.00
Clothing/Uniform Allowance	501020400	7,188,000.00	0.00	7,188,000.00	7,188,000.00	0.00	0.00	0.00	7,188,000.00	0.00	0.00	0.00	0.00	6,072,000.00	0.00	6,054,000.00	18,000.00	0.00	6,072,000.00	0.00	1,118,000.00	0.00	0.00
Clothing/Uniform Allowance - Civilian	501020401	7,188,000.00	0.00	7,188,000.00	7,188,000.00	0.00	0.00	0.00	7,188,000.00	0.00	0.00	0.00	0.00	6,072,000.00	0.00	6,054,000.00	18,000.00	0.00	6,072,000.00	0.00	1,118,000.00	0.00	0.00
Subsistence Allowance (SA)	501020500	211,000.00	0.00	211,000.00	211,000.00	0.00	0.00	0.00	211,000.00	22,250.00	45,975.00	38,025.00	0.00	106,250.00	22,250.00	41,925.00	42,075.00	0.00	106,250.00	0.00	104,750.00	0.00	0.00
Subsistence Allowance - Magna Carta for Public Health Workers under R.A. 7305	501020503	211,000.00	0.00	211,000.00	211,000.00	0.00	0.00	0.00	211,000.00	22,250.00	45,975.00	38,025.00	0.00	106,250.00	22,250.00	41,925.00	42,075.00	0.00	106,250.00	0.00	104,750.00	0.00	0.00
Laundry Allowance (LA)	501020600	29,000.00	0.00	29,000.00	29,000.00	0.00	0.00	0.00	29,000.00	3,588.35	7,534.02	5,877.24	0.00	16,997.61	3,588.35	8,934.02	6,477.24	0.00	18,997.61	0.00	12,002.35	0.00	0.00
Laundry Allowance - Magna Carta Benefits for Public Health Workers under R.A. 7305	501020604	29,000.00	0.00	29,000.00	29,000.00	0.00	0.00	0.00	29,000.00	3,588.35	7,534.02	5,877.24	0.00	16,997.61	3,588.35	8,934.02	6,477.24	0.00	18,997.61	0.00	12,002.35	0.00	0.00
Honoraria	501021000	8,289,000.00	1,909,544.96	10,198,544.96	8,289,000.00	1,909,544.96	0.00	0.00	10,198,544.96	416,047.58	5,797,500.84	3,975,998.26	0.00	10,189,544.96	416,047.58	5,329,668.27	4,242,110.89	0.00	9,897,724.62	0.00	0.00	201,820.44	0.00
Honoraria - Civilian	501021001	8,289,000.00	1,909,544.96	10,198,544.96	8,289,000.00	1,909,544.96	0.00	0.00	10,198,544.96	416,047.58	5,797,500.84	3,975,998.26	0.00	10,189,544.96	416,047.58	5,329,668.27	4,242,110.89	0.00	9,897,724.62	0.00	0.00	201,820.44	0.00
Hazard Pay (HP)	501021100	1,542,000.00	0.00	1,542,000.00	1,542,000.00	0.00	0.00	0.00	1,542,000.00	224,355.90	434,348.43	359,878.69	0.00	1,009,683.02	224,355.90	402,260.25	382,488.87	0.00	1,009,683.02	0.00	532,318.89	0.00	0.00
Hazard Pay (HP) - Magna Carta Benefits for Public Health Workers under R.A. 7305	501021105	1,542,000.00	0.00	1,542,000.00	1,542,000.00	0.00	0.00	0.00	1,542,000.00	224,355.90	434,348.43	359,878.69	0.00	1,009,683.02	224,355.90	402,260.25	382,488.87	0.00	1,009,683.02	0.00	532,318.89	0.00	0.00
Overtime and Night Pay	501021300	0.00	2,048,511.75	2,048,511.75	0.00	2,048,511.75	0.00	0.00	2,048,511.75	926,383.51	809,589.83	609,878.31	0.00	2,048,511.75	926,383.51	809,589.83	609,878.31	0.00	2,048,511.75	0.00	0.00	0.00	0.00
Overtime Pay	501021301	0.00	1,101,877.88	1,101,877.88	0.00	1,101,877.88	0.00	0.00	1,101,877.88	668,218.81	150,764.83	281,704.42	0.00	1,101,877.88	668,218.81	150,764.83	281,704.42	0.00	1,101,877.88	0.00	0.00	0.00	0.00
Night-shift Differential Pay	501021302	0.00	946,633.89	946,633.89	0.00	946,633.89	0.00	0.00	946,633.89	258,164.80	358,815.10	327,873.89	0.00	946,633.89	258,164.80	358,815.10	327,873.89	0.00	946,633.89	0.00	0.00	0.00	0.00
Year End Bonus	501021400	45,023,000.00	0.00	45,023,000.00	45,023,000.00	0.00	0.00	0.00	45,023,000.00	0.00	0.00	0.00	0.00	0.00	0.00	0.00	0.00	0.00	0.00	0.00	45,023,000.00	0.00	0.00
Bonus - Civilian	501021401	45,023,000.00	0.00	45,023,000.00	45,023,000.00	0.00	0.00	0.00	45,023,000.00	0.00	0.00	0.00	0.00	0.00	0.00	0.00	0.00	0.00	0.00	0.00	45,023,000.00	0.00	0.00
Cash Gift	501021500	5,990,000.00	0.00	5,990,000.00	5,990,000.00	0.00	0.00	0.00	5,990,000.00	0.00	0.00	0.00	0.00	0.00	0.00	0.00	0.00	0.00	0.00	0.00	5,990,000.00	0.00	0.00
Cash Gift - Civilian	501021501	5,990,000.00	0.00	5,990,000.00	5,990,000.00	0.00	0.00	0.00	5,990,000.00	0.00	0.00	0.00	0.00	0.00	0.00	0.00	0.00	0.00	0.00	0.00	5,990,000.00	0.00	0.00
Mid-Year Bonus - Civilian	501021600	45,023,000.00	(5,000,000.00)	40,023,000.00	45,023,000.00	(5,000,000.00)	0.00	0.00	40,023,000.00	0.00	0.00	0.00	0.00	37,044,509.00	0.00	37,044,509.00	0.00	0.00	37,044,509.00	0.00	2,978,491.00	0.00	0.00
Mid-Year Bonus - Civilian	501021601	45,023,000.00	(5,000,000.00)	40,023,000.00	45,023,000.00	(5,000,000.00)	0.00	0.00	40,023,000.00	0.00	0.00	0.00	0.00	37,044,509.00	0.00	37,044,509.00	0.00	0.00	37,044,509.00	0.00	2,978,491.00	0.00	0.00
Other Bonuses and Allowances	501029900	5,990,000.00	30,000.00	6,020,000.00	5,990,000.00	30,000.00	0.00	0.00	6,														

Department : State Universities and Colleges (SUCs)
 Agency : Don Mariano Marcos Memorial State University
 Operating Unit : < not applicable >
 Organization Code (UACS) : 08 009 0006000
 Fund Cluster : 01 Regular Agency Fund

X	Current Year Appropriations
	Supplemental Appropriations
	Continuing Appropriations

(e.g. UACS Fund Cluster: 01-Regular Agency Fund, 02-Foreign Assisted Projects Fund, 03-Special Account-Locally Funded/Domestic Grants Fund, and 04-Special Account-Foreign Assisted/Foreign Grants Fund)

Particulars	UACS CODE	Appropriations			Allotments			Obligations				Disbursements				Balances								
		Authorized Appropriations	Adjustments (Transfer To/From, Modifications/Augmentations)	Adjusted Appropriations	Allotments Received	Adjustments (Reductions, Modifications/Augmentations)	Transfer To	Transfer From	Adjusted Allotments	1st Quarter Ending March 31	2nd Quarter Ending June 30	3rd Quarter Ending Sept. 30	4th Quarter Ending Dec. 31	TOTAL	1st Quarter Ending March 31	2nd Quarter Ending June 30	3rd Quarter Ending Sept. 30	4th Quarter Ending Dec. 31	TOTAL	Unreleased Appropriations	Unobligated Allotments	Unpaid Obligations (19-20)-(23+24)		
		3	4	5=(3+4)	6	7	8	9	10=(8+9-7)	11	12	13	14	15=(11+12+13+14)	16	17	18	19	20=(16+17+18+19)	21=(5-10)	22=(10-15)	23	24	
Other Personnel Benefits	5010499000	216,245,000.00	17,990,375.52	234,235,375.52	3,098,000.00	17,990,375.52	0.00	0.00	21,086,375.52	363,083.38	396,295.18	18,382,095.19	0.00	19,061,473.76	393,093.38	396,295.18	428,268.29	0.00	1,997,846.85	212,249,000.00	2,934,991.77	0.00	17,853,828.89	
Lump-sum for Filing of Positions - Civilian	5010499007	212,248,000.00	0.00	212,248,000.00	0.00	0.00	0.00	0.00	0.00	0.00	0.00	0.00	0.00	0.00	0.00	0.00	0.00	0.00	0.00	212,248,000.00	0.00	0.00	0.00	0.00
Lump-sum for Personnel Services	5010499009	1,500,000.00	0.00	1,500,000.00	1,500,000.00	0.00	0.00	0.00	1,500,000.00	0.00	0.00	0.00	0.00	0.00	0.00	0.00	0.00	0.00	0.00	0.00	1,500,000.00	0.00	0.00	0.00
Lump-sum for Step Increases - Length of Service	5010499010	1,351,000.00	0.00	1,351,000.00	1,351,000.00	0.00	0.00	0.00	1,351,000.00	19,833.38	1,295.18	96,719.87	0.00	116,098.23	16,983.38	1,295.18	96,719.87	0.00	116,098.23	0.00	1,234,991.77	0.00	0.00	0.00
Loyalty Award - Civilian	5010499019	1,145,000.00	0.00	1,145,000.00	1,145,000.00	0.00	0.00	0.00	1,145,000.00	345,000.00	395,000.00	295,000.00	0.00	945,000.00	345,000.00	395,000.00	295,000.00	0.00	945,000.00	0.00	209,000.00	0.00	17,853,828.89	
Other Personnel Benefits	5010499999	0.00	17,990,375.52	17,990,375.52	0.00	17,990,375.52	0.00	0.00	17,990,375.52	0.00	0.00	17,990,375.52	0.00	146,341,833.97	15,839,815.79	196,483,071.28	22,026,137.43	0.00	144,193,824.92	99,398,250.00	58,600,928.83	1,080,249.54	1,102,749.91	
Maintenance and Other Operating Expenses	5020100000	303,341,000.00	0.00	303,341,000.00	204,842,750.00	0.00	0.00	0.00	204,842,750.00	18,390,910.35	106,586,756.30	21,358,157.32	0.00	146,341,833.97	15,839,815.79	196,483,071.28	22,026,137.43	0.00	144,193,824.92	99,398,250.00	58,600,928.83	1,080,249.54	1,102,749.91	
Traveling Expenses	5020100003	4,136,000.00	0.00	4,136,000.00	4,136,000.00	0.00	0.00	0.00	4,136,000.00	242,203.00	1,245,138.00	441,362.43	0.00	1,928,703.43	242,203.00	1,245,138.00	441,362.43	0.00	1,928,703.43	0.00	2,207,298.87	6,000.00	0.00	
Traveling Expenses - Local	5020101000	4,136,000.00	0.00	4,136,000.00	4,136,000.00	0.00	0.00	0.00	4,136,000.00	242,203.00	1,245,138.00	441,362.43	0.00	1,928,703.43	242,203.00	1,245,138.00	441,362.43	0.00	1,928,703.43	0.00	2,207,298.87	6,000.00	0.00	
Training and Scholarship Expenses	5020200000	9,436,000.00	(1,020,535.72)	8,415,464.28	8,436,000.00	(1,020,535.72)	0.00	0.00	7,415,464.28	742,155.15	2,629,216.30	2,798,063.70	0.00	6,170,237.15	736,155.15	2,629,216.30	2,798,063.70	0.00	6,088,672.11	1,500,000.00	1,245,227.15	64,432.54	17,132.89	
Training Expenses	5020201000	6,936,000.00	(1,114,843.32)	5,821,156.68	5,836,000.00	(1,114,843.32)	0.00	0.00	4,821,156.68	339,779.65	1,070,888.00	2,165,282.90	0.00	3,675,879.55	333,779.65	1,042,094.46	2,118,521.40	0.00	3,494,364.51	1,000,000.00	1,245,227.15	64,432.54	17,132.89	
Training Expenses	5020201002	6,836,000.00	(1,114,843.32)	5,821,156.68	5,836,000.00	(1,114,843.32)	0.00	0.00	4,821,156.68	339,779.65	1,070,888.00	2,165,282.90	0.00	3,675,879.55	333,779.65	1,042,094.46	2,118,521.40	0.00	3,494,364.51	1,000,000.00	1,245,227.15	64,432.54	17,132.89	
Scholarship Grants/Expenses	5020202000	2,500,000.00	94,307.60	2,594,307.60	2,500,000.00	94,307.60	0.00	0.00	2,594,307.60	402,378.50	1,558,356.30	633,500.80	0.00	2,594,307.60	402,378.50	1,558,356.30	633,500.80	0.00	2,594,307.60	0.00	0.00	0.00	0.00	
Supplies and Materials Expenses	5020300000	24,293,000.00	0.00	24,293,000.00	24,293,000.00	0.00	0.00	0.00	24,293,000.00	3,557,211.28	6,059,817.37	5,071,445.88	0.00	17,888,474.93	1,489,295.28	8,124,486.47	6,432,950.70	0.00	17,044,732.45	0.00	6,804,528.07	291,631.00	350,121.48	
Office Supplies Expenses	5020301000	6,320,000.00	(488,687.23)	5,831,312.77	6,320,000.00	(488,687.23)	0.00	0.00	5,831,312.77	650,807.38	1,518,032.83	870,534.00	0.00	3,041,654.28	372,862.39	1,529,248.83	780,857.85	0.00	2,682,668.87	0.00	2,789,688.49	148,568.91	212,116.80	
ICT Office Supplies	5020301001	0.00	450,443.00	450,443.00	0.00	450,443.00	0.00	0.00	450,443.00	51,246.00	291,292.94	115,868.87	0.00	448,407.81	51,246.00	291,292.94	115,868.87	0.00	448,407.81	0.00	2,042.33	31,882.90	97,518.00	
Office Supplies Expenses	5020301002	6,320,000.00	(938,100.23)	5,381,899.77	6,320,000.00	(938,100.23)	0.00	0.00	5,381,899.77	603,561.38	1,247,789.83	754,665.13	0.00	2,993,283.81	321,161.39	1,308,955.83	664,988.98	0.00	2,303,748.00	0.00	2,787,648.18	114,808.91	114,598.80	
Accountable Form Expenses	5020302000	40,000.00	0.00	40,000.00	40,000.00	0.00	0.00	0.00	40,000.00	4,800.00	11,200.00	3,800.00	0.00	49,720.00	4,800.00	11,200.00	3,800.00	0.00	49,720.00	0.00	105,280.00	0.00	0.00	
Drugs and Medicines Expenses	5020307000	185,000.00	0.00	185,000.00	185,000.00	0.00	0.00	0.00	185,000.00	47,790.00	0.00	0.00	0.00	47,790.00	0.00	0.00	0.00	0.00	47,790.00	0.00	229,058.89	0.00	24,102.88	
Fuel, Oil and Lubricants Expenses	5020309000	2,716,000.00	0.00	2,716,000.00	2,716,000.00	0.00	0.00	0.00	2,716,000.00	422,519.00	1,476,169.00	663,097.46	0.00	2,995,785.46	422,519.00	1,476,169.00	663,097.46	0.00	2,995,785.46	0.00	357,194.50	0.00	0.00	
Agricultural and Marine Supplies Expenses	5020310000	1,136,000.00	0.00	1,136,000.00	1,136,000.00	0.00	0.00	0.00	1,136,000.00	442,061.50	279,594.00	0.00	0.00	721,655.50	442,061.50	279,594.00	0.00	0.00	721,655.50	0.00	395,989.83	11,080.00	0.00	
Textbooks and Instructional Materials Expenses	5020311000	4,000,000.00	0.00	4,000,000.00	4,000,000.00	0.00	0.00	0.00	4,000,000.00	1,097,838.00	824,112.00	1,882,270.37	0.00	3,404,019.37	0.00	1,231,342.00	2,161,588.37	0.00	3,382,930.37	0.00	298,599.83	11,080.00	0.00	
Textbooks and Instructional Materials Expenses	5020311001	4,000,000.00	0.00	4,000,000.00	4,000,000.00	0.00	0.00	0.00	4,000,000.00	1,097,838.00	824,112.00	1,882,270.37	0.00	3,404,019.37	0.00	1,231,342.00	2,161,588.37	0.00	3,382,930.37	0.00	298,599.83	11,080.00	0.00	
Chemical and Filing Supplies Expenses	5020313000	300,000.00	58,235.00	358,235.00	300,000.00	58,235.00	0.00	0.00	358,235.00	32,700.00	282,480.00	0.00	0.00	315,180.00	32,700.00	282,480.00	0.00	0.00	315,180.00	0.00	41,865.00	0.00	0.00	
Semi-Expendable Machinery and Equipment Expenses	5020321000	0.00	1,198,588.33	1,198,588.33	0.00	1,198,588.33	0.00	0.00	1,198,588.33	247,194.33	838,993.00	277,060.00	0.00	1,163,247.33	247,194.33	838,993.00	277,060.00	0.00	1,070,997.33	0.00	37,141.00	0.00	90,650.00	
Office Equipment	5020321002	0.00	244,741.33	244,741.33	0.00	244,741.33	0.00	0.00	244,741.33	12,083.33	332,508.00	0.00	0.00	244,691.33	12,083.33	332,508.00	0.00	0.00	244,691.33	0.00	150.00	0.00	0.00	
Information and Communications Technology Equipment	5020321003	0.00	528,124.00	528,124.00	0.00	528,124.00	0.00	0.00	528,124.00	92,383.33	206,758.00	233,065.00	0.00	528,124.00	92,383.33	206,758.00	233,065.00	0.00	439,824.00	0.00	0.00	0.00	69,500.00	
Other Machinery and Equipment	5020321099	0.00	424,723.00	424,723.00	0.00	424,723.00	0.00	0.00	424,723.00	142,819.00	197,727.00	46,995.00	0.00	367,532.00	111,366.00	84,106.00	199,816.00	0.00	367,532.00	0.00	37,191.00	0.00	1,150.00	
Semi-Expendable Furniture, Fixtures and Books Expenses	5020322000	0.00	611,583.66	611,583.66	0.00	611,583.66	0.00	0.00	611,583.66	137,860.20	192,730.00	289,883.80	0.00	611,583.66	137,860.20	192,730.00	289,883.80	0.00	611,583.66	0.00	0.00	0.00	0.00	
Furniture and Fixtures	5020322001	0.00	611,583.66	611,583.66	0.00	611,583.66	0.00	0.00	611,583.66	137,860.20	192,730.00	289,883.80	0.00	611,583.66	137,860.20	192,730.00	289,883.80	0.00	611,583.66	0.00	0.00	0.00	0.00	
Other Supplies and Materials Expenses	5020329000	9,828,000.00	(1,377,748.70)	8,450,251.30	9,828,000.00	(1,377,748.70)	0.00	0.00	7,072,502.60	852,343.59	3,884,036.99	1,074,338.19	0.00	11,030,877.68	4,634,123.99	3,876,048.02	3,000,000.00	0.00	11,510,972.82	0.00	11,539,827.18	0.00	0.00	
Utility Expenses	5020400000	23,050,000.00	0.00	23,050,000.00	23,050,000.00	0.00	0.00	0.00	23,050,000.00	4,634,123.99	3,876,048.02	3,000,000.00	0.00	11,510,972.82	4,634,123.99	3,876,048.02	3,000,000.00	0.00	11,510,972.82	0.00	11,539,827.18	0.00	0.00	
Electricity Expenses	5020402000	23,050,000.00	0.00	23,050,000.00	23,050,000.00	0.00	0.00	0.00	23,050,000.00	4,634,123.99	3,876,048.02	3,000,000.00	0.00	11,510,972.82	4									

Department : State Universities and Colleges (SUCs)
 Agency : Don Mariano Marcos Memorial State University
 Operating Unit : < not applicable >
 Organization Code (UACS) : 08 009 000000
 Fund Cluster : 01 Regular Agency Fund

X	Current Year Appropriations
	Supplemental Appropriations
	Continuing Appropriations


(e.g. UACS Fund Cluster: 01-Regular Agency Fund, 02-Foreign Assisted Projects Fund, 03-Special Account-Locally Funded/Domestic Grants Fund, and 04-Special Account-Foreign Assisted/Foreign Grants Fund)


Particulars	UACS CODE	Appropriations					Allotments		Obligations					Disbursements					Balances					
		Authorized Appropriations	Adjustments (Transfer To/From, Modifications/Augmentations)	Adjusted Appropriations 5=(2+4)	Allotments Received	Adjustments (Reductions, Modifications/Augmentations)	Transfer To	Transfer From	Adjusted Allotments 10=[(6+)-]-(9)	1st Quarter Ending March 31	2nd Quarter Ending June 30	3rd Quarter Ending Sept. 30	4th Quarter Ending Dec. 31	TOTAL	1st Quarter Ending March 31	2nd Quarter Ending June 30	3rd Quarter Ending Sept. 30	4th Quarter Ending Dec. 31	TOTAL	Unreleased Appropriations 21=(5-10)	Unobligated Allotments 22=(10-15)	Unpaid Obligations (15-20)=(23+24)		
																						Due and Demandable	Not Yet Due and Demandable	
1	2	3	4	5	6	7	8	9	10	11	12	13	14	15	16	17	18	19	20	21	22	23	24	
Professional Services	502110000	1,000,000.00	(825,921.40)	1,064,078.60	1,000,000.00	(825,921.40)	0.00	0.00	1,064,078.60	100,000.00	197,200.00	631,881.24	0.00	969,081.24	180,000.00	157,200.00	631,881.24	0.00	969,081.24	0.00	94,997.36	0.00	0.00	0.00
Other Professional Services	502119900	1,000,000.00	(825,921.40)	1,064,078.60	1,000,000.00	(825,921.40)	0.00	0.00	1,064,078.60	100,000.00	197,200.00	631,881.24	0.00	969,081.24	180,000.00	157,200.00	631,881.24	0.00	969,081.24	0.00	94,997.36	0.00	0.00	0.00
General Services	502120000	1,110,000.00	(249,681.50)	760,318.50	1,110,000.00	(249,681.50)	0.00	0.00	760,318.50	81,200.00	23,982.00	158,569.50	0.00	263,751.50	81,200.00	23,982.00	158,569.50	0.00	263,751.50	0.00	498,497.50	0.00	0.00	0.00
Other General Services	502129900	1,110,000.00	(249,681.50)	760,318.50	1,110,000.00	(249,681.50)	0.00	0.00	760,318.50	81,200.00	23,982.00	158,569.50	0.00	263,751.50	81,200.00	23,982.00	158,569.50	0.00	263,751.50	0.00	498,497.50	0.00	0.00	0.00
Repairs and Maintenance	502130000	12,151,000.00	0.00	12,151,000.00	12,151,000.00	0.00	0.00	0.00	12,151,000.00	27,317.43	674,512.57	436,541.07	0.00	1,388,371.47	163,588.27	356,865.13	635,513.12	0.00	1,156,966.52	0.00	10,868,828.53	0.00	128,304.95	0.00
Repairs and Maintenance - Buildings and Other Structures	502130400	10,350,000.00	0.00	10,350,000.00	10,350,000.00	0.00	0.00	0.00	10,350,000.00	1,179.00	7,820.00	107,333.00	0.00	116,192.00	1,179.00	7,820.00	107,333.00	0.00	116,192.00	0.00	2,000,000.00	0.00	0.00	0.00
Buildings	502130401	2,000,000.00	0.00	2,000,000.00	2,000,000.00	0.00	0.00	0.00	2,000,000.00	0.00	0.00	0.00	0.00	0.00	0.00	0.00	0.00	0.00	0.00	0.00	2,000,000.00	0.00	0.00	0.00
School Buildings	502130402	2,000,000.00	0.00	2,000,000.00	2,000,000.00	0.00	0.00	0.00	2,000,000.00	0.00	0.00	0.00	0.00	0.00	0.00	0.00	0.00	0.00	0.00	0.00	2,000,000.00	0.00	0.00	0.00
Other Structures	502130409	5,850,000.00	0.00	5,850,000.00	5,850,000.00	0.00	0.00	0.00	5,850,000.00	1,179.00	7,820.00	107,333.00	0.00	116,192.00	1,179.00	7,820.00	107,333.00	0.00	116,192.00	0.00	2,000,000.00	0.00	0.00	0.00
Office Equipment	502130500	368,000.00	(9,800.00)	358,200.00	368,000.00	(9,800.00)	0.00	0.00	358,200.00	20,400.00	37,988.00	600.00	0.00	67,064.00	29,400.00	30,198.00	7,450.00	0.00	67,064.00	0.00	87,250.00	0.00	0.00	0.00
Other Machinery and Equipment	502130502	108,000.00	0.00	108,000.00	108,000.00	0.00	0.00	0.00	108,000.00	0.00	18,500.00	0.00	0.00	18,500.00	0.00	11,400.00	8,600.00	0.00	18,500.00	0.00	89,750.00	0.00	0.00	0.00
Information and Communication Technology Equipment	502130503	108,000.00	0.00	108,000.00	108,000.00	0.00	0.00	0.00	108,000.00	12,475.00	17,209.00	0.00	0.00	29,774.00	12,475.00	17,209.00	0.00	0.00	29,774.00	0.00	78,228.00	0.00	0.00	0.00
Other Machinery and Equipment	502130509	150,000.00	(9,000.00)	141,000.00	150,000.00	(9,000.00)	0.00	0.00	141,000.00	16,930.00	1,900.00	600.00	0.00	18,830.00	18,300.00	1,900.00	0.00	0.00	18,830.00	0.00	121,070.00	0.00	0.00	0.00
Repairs and Maintenance - Transportation Equipment	502130600	1,435,000.00	0.00	1,435,000.00	1,435,000.00	0.00	0.00	0.00	1,435,000.00	240,733.43	629,843.97	328,548.07	0.00	1,099,125.47	133,004.27	319,144.13	620,670.12	0.00	972,820.52	0.00	335,874.53	0.00	128,304.95	0.00
Motor Vehicles	502130601	1,435,000.00	0.00	1,435,000.00	1,435,000.00	0.00	0.00	0.00	1,435,000.00	240,733.43	629,843.97	328,548.07	0.00	1,099,125.47	133,004.27	319,144.13	620,670.12	0.00	972,820.52	0.00	335,874.53	0.00	128,304.95	0.00
Repairs and Maintenance - Semi-Expendable Machinery and Equipment	502132100	0.00	9,800.00	9,800.00	0.00	9,800.00	0.00	0.00	9,800.00	0.00	0.00	0.00	0.00	0.00	0.00	0.00	0.00	0.00	0.00	0.00	9,800.00	0.00	0.00	0.00
Office Equipment	502132102	0.00	9,800.00	9,800.00	0.00	9,800.00	0.00	0.00	9,800.00	0.00	0.00	0.00	0.00	0.00	0.00	0.00	0.00	0.00	0.00	0.00	9,800.00	0.00	0.00	0.00
Financial Assistance/Subsidy	502140000	173,433,000.00	0.00	173,433,000.00	77,634,750.00	0.00	0.00	0.00	77,634,750.00	0.00	78,834,750.00	451,035.00	0.00	78,885,785.00	0.00	76,534,750.00	451,035.00	0.00	78,885,785.00	0.00	66,308,250.00	48,985.00	0.00	0.00
Subsidies - Others	502149900	173,433,000.00	0.00	173,433,000.00	77,634,750.00	0.00	0.00	0.00	77,634,750.00	0.00	78,834,750.00	451,035.00	0.00	78,885,785.00	0.00	76,534,750.00	451,035.00	0.00	78,885,785.00	0.00	66,308,250.00	48,985.00	0.00	0.00
Taxes, Insurance Premiums and Other Fees	502150000	3,296,000.00	(389,450.87)	2,906,549.13	3,296,000.00	(389,450.87)	0.00	0.00	2,906,549.13	189,421.39	1,168,221.17	1,208,204.87	0.00	2,873,885.43	168,424.30	1,178,411.17	1,208,009.87	0.00	2,634,825.43	0.00	232,899.50	38,920.00	0.00	0.00
Taxes, Duties and Licenses	502150100	141,000.00	0.00	141,000.00	141,000.00	0.00	0.00	0.00	141,000.00	15,300.00	18,740.00	11,385.00	0.00	43,425.00	15,300.00	16,740.00	11,385.00	0.00	43,425.00	0.00	97,575.00	0.00	0.00	0.00
Taxes, Duties and Licenses	502150101	141,000.00	0.00	141,000.00	141,000.00	0.00	0.00	0.00	141,000.00	15,300.00	18,740.00	11,385.00	0.00	43,425.00	15,300.00	16,740.00	11,385.00	0.00	43,425.00	0.00	97,575.00	0.00	0.00	0.00
Fidelity Bond Premiums	502150200	477,000.00	0.00	477,000.00	477,000.00	0.00	0.00	0.00	477,000.00	134,388.00	97,312.56	119,175.00	0.00	341,875.56	134,388.00	90,562.50	78,000.00	0.00	342,966.00	0.00	138,125.50	38,920.00	0.00	0.00
Insurance Expenses	502150300	2,879,000.00	(389,450.87)	2,289,549.13	2,879,000.00	(389,450.87)	0.00	0.00	2,289,549.13	39,738.39	1,178,644.87	1,178,644.87	0.00	2,388,548.33	39,738.39	1,072,168.87	1,178,644.87	0.00	2,388,548.33	0.00	0.00	0.00	0.00	0.00
Labor and Wages	502160000	8,741,000.00	4,439,800.46	13,180,800.46	8,741,000.00	4,439,800.46	0.00	0.00	13,180,800.46	4,884,547.92	4,884,547.92	3,103,064.07	0.00	12,888,153.41	4,884,547.92	4,722,053.88	3,270,551.61	0.00	12,888,153.41	0.00	294,507.87	0.00	0.00	0.00
Labor and Wages	502160100	8,741,000.00	4,439,800.46	13,180,800.46	8,741,000.00	4,439,800.46	0.00	0.00	13,180,800.46	4,884,547.92	4,884,547.92	3,103,064.07	0.00	12,888,153.41	4,884,547.92	4,722,053.88	3,270,551.61	0.00	12,888,153.41	0.00	294,507.87	0.00	0.00	0.00
Other Maintenance and Operating Expenses	502990000	24,389,000.00	(964,472.29)	23,424,527.71	24,389,000.00	(964,472.29)	0.00	0.00	23,424,527.71	1,934,536.10	3,876,338.62	1,697,741.97	0.00	7,508,616.69	1,434,350.70	4,350,640.02	1,022,717.97	0.00	8,713,917.69	0.00	15,853,908.82	247,511.00	809,191.50	0.00
Advertising Expenses	502990100	160,000.00	(154,000.00)	6,000.00	160,000.00	(154,000.00)	0.00	0.00	6,000.00	0.00	0.00	0.00	0.00	6,000.00	0.00	2,500.00	0.00	0.00	6,000.00	0.00	0.00	0.00	0.00	0.00
Printing and Publication Expenses	502990200	1,989,000.00	(628,824.59)	1,460,175.41	1,989,000.00	(628,824.59)	0.00	0.00	1,460,175.41	48,124.00	580,217.86	177,839.80	0.00	763,982.34	48,124.00	581,016.05	1,104,048.80	0.00	727,147.35	0.00	678,183.06	8,850.00	48,888.80	0.00
Representation Expenses	502990300	5,655,000.00	728,102.26	6,383,102.26	5,655,000.00	728,102.26	0.00	0.00	6,383,102.26	1,606,297.93	3,328,821.87	1,029,448.17	0.00	6,165,527.34	1,207,978.00	3,697,332.87	771,178.17	0.00	5,684,500.94	0.00	227,881.00	743,285.38	0.00	0.00
Transportation and Delivery Expenses	502990400	1,000,000.00	0.00	1,000,000.00	1,000,000.00	0.00	0.00	0.00	1,000,000.00	0.00	0.00	0.00	0.00	0.00	0.00	0.00	0.00	0.00	0.00	1,000,000.00	0.00	0.00	0.00	
Rent/Lease Expenses	502990500	0.00	33,260.00	33,260.00	0.00	33,260.00	0.00	0.00	33,260.00	0.00	0.00	0.00	0.00	33,260.00	0.00	0.00	0.00	0.00	33,260.00	0.00	0.00	0.00	0.00	0.00
Rent - Building and Structures	502990501	0.00	33,260.00	33,260.00	0.00	33,260.00	0.00	0.00	33,260.00	0.00	0.00	0.00	0.00	33,260.00	0.00	0.00	0.00	0.00	33,260.00	0.00	0.00	0.00	0.00	0.00
Membership Dues and Contributions to Organizations	502990600	1,100,000.00	(818,009.90)	281,990.10	1,100,000.00	(818,009.90)																		

Department : State Universities and Colleges (SUCs)
 Agency : Don Mariano Marcos Memorial State University
 Operating Unit : < not applicable >
 Organization Code (UACS) : 08 009 000000
 Fund Cluster : 01 Regular Agency Fund
 (e.g. UACS Fund Cluster: 01-Regular Agency Fund, 02-Foreign Assisted Projects Fund, 03-Special Account-Locally Funded/Domestic Grants Fund, and 04-Special Account-Foreign Assisted/Foreign Grants Fund)

X	Current Year Appropriations
	Supplemental Appropriations
	Continuing Appropriations


Particulars	UACS CODE	Appropriations			Allotments			Obligations				Disbursements				Balances							
		Authorized Appropriations	Adjustments (Transfer To/From, Modifications/ Augmentations)	Adjusted Appropriations	Allotments Received	Adjustments (Reductions, Modifications/ Augmentations)	Transfer To	Transfer From	Adjusted Allotments	1st Quarter Ending March 31	2nd Quarter Ending June 30	3rd Quarter Ending Sept. 30	4th Quarter Ending Dec. 31	TOTAL	1st Quarter Ending March 31	2nd Quarter Ending June 30	3rd Quarter Ending Sept. 30	4th Quarter Ending Dec. 31	TOTAL	Unreleased Appropriations	Unobligated Allotments	Unpaid Obligations (18-20)-(23+24)	
																						Due and Demandable	Not Yet Due and Demandable
1	2	3	4	5=(3+4)	6	7	8	9	10=[(8+(-)7)+9]	11	12	13	14	15=(11+12+13+14)	16	17	18	19	20=(16+17+18+19)	21=(5-10)	22=(10-15)	23	24
GRAND TOTAL		1,033,506,000.00	0.00	1,033,506,000.00	1,322,858,750.00	0.00	0.00	0.00	1,322,858,750.00	223,028,673.54	335,331,832.14	228,335,810.45	0.00	786,696,316.13	198,713,381.00	346,355,008.00	205,286,789.74	0.00	749,355,076.86	310,647,250.00	538,162,633.87	1,916,646.32	34,421,492.90

Certified Correct:

 MARIBEL RIVERA
 Budget Officer
 Date: 2022-10-25 15:52:30

Certified Correct:

 DEXTER P. LICAY
 Chief Accountant
 Date: 2022-10-25 15:52:30

Recommending Approval:

 PLACIDA B. DE GUZMAN
 Director, FMS
 Date: 2022-10-26 13:12:58


Approved By:

 JAIME L. SANCHEZ, JR.
 Vice President
 Date: 2022-10-26 13:30:30

SUMMARY OF APPROPRIATIONS, ALLOTMENTS, OBLIGATIONS, DISBURSEMENTS AND BALANCES BY OBJECT OF EXPENDITURES
As at the Quarter Ending September 30, 2022

Department: State Universities and Colleges (SUCs)
 Agency/Entity: Don Mariano Marcos Memorial State University
 Operating Unit: < not applicable >
 Organization Code (UACS): 05 009 0000000
 Fund Cluster: 01 Regular Agency Fund
 (e.g. UACS Fund Cluster: 01-Regular Agency Fund, 02-Foreign Assisted Projects Fund, 03-Special Account-Locally Funded/Domestic Grants Fund, and 04-Special Account-Foreign Assisted/Foreign Grants Fund)

	Current Year Appropriations
	Supplemental Appropriations
X	Continuing Appropriations

Particulars	UACS CODE	Appropriations			Allotments			Obligations				Disbursements				Balances								
		Authorized Appropriations	Adjustments (Transfer To/From, Modifications/ Augmentations)	Adjusted Appropriations	Allotments Received	Adjustments (Reductions, Modifications/ Augmentations)	Transfer To	Transfer From	Adjusted Allotments	1st Quarter Ending March 31	2nd Quarter Ending June 30	3rd Quarter Ending Sept. 30	4th Quarter Ending Dec. 31	TOTAL	1st Quarter Ending March 31	2nd Quarter Ending June 30	3rd Quarter Ending Sept. 30	4th Quarter Ending Dec. 31	TOTAL	Unreleased Appropriations	Unobligated Allotments	Unpaid Obligations (15-20)+(23+24)		
		3	4	5=(3+4)	6	7	8	9	10=(8+(-7)-4+9)	11	12	13	14	15=(11+12+13+14)	16	17	18	19	20=(16+17+18+19)	21=(5-10)	22=(16-15)	23	24	
SUMMARY		565,144.48	0.00	565,144.48	565,144.48	0.00	0.00	0.00	565,144.48	0.00	112,000.00	492,250.00	0.00	504,050.00	0.00	0.00	0.00	0.00	0.00	0.00	0.00	61,594.48	492,050.00	112,000.00
I. CONTINUING APPROPRIATIONS		565,144.48	0.00	565,144.48	565,144.48	0.00	0.00	0.00	565,144.48	0.00	112,000.00	492,250.00	0.00	504,050.00	0.00	0.00	0.00	0.00	0.00	0.00	0.00	61,594.48	492,050.00	112,000.00
Agency Specific Budget		565,144.48	0.00	565,144.48	565,144.48	0.00	0.00	0.00	565,144.48	0.00	112,000.00	492,250.00	0.00	504,050.00	0.00	0.00	0.00	0.00	0.00	0.00	0.00	61,594.48	492,050.00	112,000.00
Maintenance and Other Operating Expenses		500,000.00	0.00	500,000.00	500,000.00	0.00	0.00	0.00	500,000.00	0.00	0.00	492,250.00	0.00	492,250.00	0.00	0.00	0.00	0.00	0.00	0.00	0.00	7,500.00	422,050.00	0.00
Communication Expenses	5020200000	500,000.00	0.00	500,000.00	500,000.00	0.00	0.00	0.00	500,000.00	0.00	0.00	492,250.00	0.00	492,250.00	0.00	0.00	0.00	0.00	0.00	0.00	0.00	7,500.00	422,050.00	0.00
Internet Subscription Expenses	9300930000	500,000.00	0.00	500,000.00	500,000.00	0.00	0.00	0.00	500,000.00	0.00	0.00	492,250.00	0.00	492,250.00	0.00	0.00	0.00	0.00	0.00	0.00	0.00	7,500.00	422,050.00	0.00
Capital Outlays		165,144.48	0.00	165,144.48	165,144.48	0.00	0.00	0.00	165,144.48	0.00	112,000.00	0.00	0.00	112,000.00	0.00	0.00	0.00	0.00	0.00	0.00	0.00	53,144.48	0.00	112,000.00
Property, Plant and Equipment Outlay	5004000000	165,144.48	0.00	165,144.48	165,144.48	0.00	0.00	0.00	165,144.48	0.00	112,000.00	0.00	0.00	112,000.00	0.00	0.00	0.00	0.00	0.00	0.00	0.00	53,144.48	0.00	112,000.00
Buildings and Other Structures	5004000000	165,144.48	0.00	165,144.48	165,144.48	0.00	0.00	0.00	165,144.48	0.00	112,000.00	0.00	0.00	112,000.00	0.00	0.00	0.00	0.00	0.00	0.00	0.00	53,144.48	0.00	112,000.00
Buildings	5004040001	53,144.48	0.00	53,144.48	53,144.48	0.00	0.00	0.00	53,144.48	0.00	0.00	0.00	0.00	0.00	0.00	0.00	0.00	0.00	0.00	0.00	0.00	0.00	0.00	53,144.48
School Buildings	5004040002	112,000.00	0.00	112,000.00	112,000.00	0.00	0.00	0.00	112,000.00	0.00	112,000.00	0.00	0.00	112,000.00	0.00	0.00	0.00	0.00	0.00	0.00	0.00	0.00	0.00	59,855.52
GRAND TOTAL		565,144.48	0.00	565,144.48	565,144.48	0.00	0.00	0.00	565,144.48	0.00	112,000.00	492,250.00	0.00	504,050.00	0.00	0.00	0.00	0.00	0.00	0.00	0.00	61,594.48	492,050.00	112,000.00


Certified Correct:

 MARITES J. RIVERA
 Budget Officer
 Date: 2022-10-25 15:52:30

Certified Correct:

 DEXTER P. PICA
 Chief Accountant
 Date: 2022-10-25 15:52:30

Recommending Approval:

 PLACIDA E. DE GUZMAN
 Director, FMS
 Date: 2022-10-26 13:12:58


Approved By:

 SABRETH MASUL
 SUC President
 Date: 2022-10-26 13:30:30


List of Allotments and Sub-Allotments
As at the quarter ending September 30, 2022


Department : State Universities and Colleges (SUCs)
 Agency/Entity : Don Mariano Marcos Memorial State University
 Operating Unit : < not applicable >
 Organization Code (UACS) : 08 009 0000000
 Fund Cluster : 01 Regular Agency Fund
 (e.g. UACS Fund Cluster: 01-Regular Agency Fund, 02-Foreign Assisted Projects Fund, 03-Special Account-Locally Funded/Domestic Grants Fund, and 04-Special Account-Foreign Assisted/Foreign Grants Fund)


X	Current Year Appropriations
	Supplemental Appropriations
	Continuing Appropriations

Allotments/Sub-Allotments Reference			Funding Source	Allotments/Sub-Allotments received from CO/ROs/OU					Sub-Allotments to ROs/OU				Total Allotments/Net of Sub-allotments							
No.	Number	Date	Description	UACS Code	PS	MOOE	FinEx	CO	Sub-Total	PS	MOOE	FinEx	CO	TOTAL	PS	MOOE	FinEx	CO	TOTAL	
1	2	3	4	5	6	7	8	9	10=(6+7+8+9)	11	12	13	14	15=(11+12+13+14)	16=(6+11)	17=(7+12)	18=(8+13)	19=(9+14)	20=(16+17+18+19)	
A. Allotments received from DBM																				
1	COMPREHENSIVE RELEASE PER ANNEX A AND A-1 OF NBC NO. 587	2022-01-11	Specific Budgets of National Government Agencies	101101	716,438,000.00	113,608,000.00	0.00	32,922,000.00	863,268,000.00	0.00	0.00	0.00	0.00	0.00	716,438,000.00	113,608,000.00	0.00	0.00	0.00	863,268,000.00
2	COMPREHENSIVE RELEASE PER ANNEX A AND A-1 OF NBC NO. 587	2022-01-11	Retirement and Life Insurance Premiums	104102	64,833,000.00	0.00	0.00	0.00	64,833,000.00	0.00	0.00	0.00	0.00	0.00	64,833,000.00	0.00	0.00	0.00	0.00	64,833,000.00
3	SARO-ROI-22-0003840	2022-05-10	Specific Budgets of National Government Agencies	101101	0.00	500,000.00	0.00	0.00	500,000.00	0.00	0.00	0.00	0.00	0.00	0.00	500,000.00	0.00	0.00	0.00	500,000.00
4	SARO-ROI-22-0004827	2022-06-07	Specific Budgets of National Government Agencies	101101	0.00	77,034,750.00	0.00	0.00	77,034,750.00	0.00	0.00	0.00	0.00	0.00	0.00	77,034,750.00	0.00	0.00	0.00	77,034,750.00
5	SARO-ROI-22-0006638	2022-08-11	Specific Budgets of National Government Agencies	101101	0.00	12,000,000.00	0.00	19,600,000.00	31,600,000.00	0.00	0.00	0.00	0.00	0.00	0.00	12,000,000.00	0.00	0.00	19,600,000.00	31,600,000.00
6	SARO-ROI-22-0008177	2022-08-12	Specific Budgets of National Government Agencies	101101	1,500,000.00	1,500,000.00	0.00	1,500,000.00	4,500,000.00	0.00	0.00	0.00	0.00	0.00	1,500,000.00	1,500,000.00	0.00	0.00	1,500,000.00	4,500,000.00
7	SARO-ROI-22-0008178	2022-08-12	Specific Budgets of National Government Agencies	101101	0.00	0.00	0.00	281,123,000.00	281,123,000.00	0.00	0.00	0.00	0.00	0.00	0.00	0.00	0.00	0.00	281,123,000.00	281,123,000.00
	Sub-Total				782,771,000.00	204,842,750.00	0.00	335,145,000.00	1,322,858,750.00	0.00	0.00	0.00	0.00	0.00	782,771,000.00	204,842,750.00	0.00	0.00	335,145,000.00	1,322,858,750.00
B. Sub-allotments received from Central Office/Regional Office																				
	Sub-Total				0.00	0.00	0.00	0.00	0.00	0.00	0.00	0.00	0.00	0.00	0.00	0.00	0.00	0.00	0.00	0.00
Total Allotments					782,771,000.00	204,842,750.00	0.00	335,145,000.00	1,322,858,750.00	0.00	0.00	0.00	0.00	0.00	782,771,000.00	204,842,750.00	0.00	0.00	335,145,000.00	1,322,858,750.00
Summary by Funding Source Code:																				
	Specific Budgets of National Government Agencies			101101	717,938,000.00	204,842,750.00	0.00	335,145,000.00	1,258,925,750.00	0.00	0.00	0.00	0.00	0.00	717,938,000.00	204,842,750.00	0.00	0.00	335,145,000.00	1,258,925,750.00
	Retirement and Life Insurance Premiums			104102	64,833,000.00	0.00	0.00	0.00	64,833,000.00	0.00	0.00	0.00	0.00	0.00	64,833,000.00	0.00	0.00	0.00	0.00	64,833,000.00

Certified Correct:

 MARITES J. RIVERA
 Budget Officer
 Date: 2022-10-25 15:53:25

Certified Correct:

 PLACIDA E. DE GUZMAN
 Chief Accountant
 Date: 2022-10-25 15:53:25

Recommending Approval:

 PLACIDA E. DE GUZMAN
 Director, FMS
 Date: 2022-10-26 13:13:19

Approved By:

 JAIME MANUEL JR.
 SUC President
 Date: 2022-10-26 13:25:28

STATEMENT OF APPROVED BUDGET, UTILIZATIONS, DISBURSEMENTS AND BALANCES
(For Off-Budgetary Funds)
As at the Quarter Ending September 30, 2022

Department : State Universities and Colleges (SUCs)
 Agency/Entity : Don Mariano Marcos Memorial State University
 Operating Unit : < not applicable >
 Organization Code (UACS) : 08 009 0000000
 Fund Cluster : 05 Internally Generated Funds
 (e.g. UACS Fund Cluster: 05-Internally Generated Funds and 06-Business Related Funds)

Particulars	UACS CODE	Approved Budget			Utilizations					Disbursements					Balances		
		Approved Budgeted Revenue	Adjustments (Reductions, Modifications/ Augmentations)	Adjusted Budgeted Revenue	1st Quarter Ending March 31	2nd Quarter Ending June 30	3rd Quarter Ending September 30	4th Quarter Ending December 31	TOTAL	1st Quarter Ending March 31	2nd Quarter Ending June 30	3rd Quarter Ending September 30	4th Quarter Ending December 31	TOTAL	Unutilized Budget	Unpaid Obligations (10-15)-(17+18)	
																5=([3+(-)4])	6
General Administration and Support	10000000000000	264,843,640.16	0.00	264,843,640.16	52,152,027.58	18,801,532.97	17,959,303.36	0.00	88,912,863.91	8,639,321.84	36,906,113.12	30,448,960.11	0.00	75,994,395.07	175,930,776.25	1,850,956.35	11,067,512.49
General Management and Supervision	100000100001000	264,843,640.16	0.00	264,843,640.16	52,152,027.58	18,801,532.97	17,959,303.36	0.00	88,912,863.91	8,639,321.84	36,906,113.12	30,448,960.11	0.00	75,994,395.07	175,930,776.25	1,850,956.35	11,067,512.49
PS		2,803,723.00	0.00	2,803,723.00	963,250.00	203,110.00	1,041,328.35	0.00	2,207,688.35	941,965.00	224,395.00	1,041,328.35	0.00	2,207,688.35	596,034.65	0.00	0.00
MOOE		71,180,409.64	0.00	71,180,409.64	8,111,562.34	11,871,884.90	15,762,430.83	0.00	35,745,878.07	2,008,273.35	10,823,336.35	15,531,676.35	0.00	28,363,296.05	35,434,531.57	1,483,956.35	5,898,635.67
CO		190,859,507.52	0.00	190,859,507.52	43,077,215.24	6,726,538.07	1,155,544.18	0.00	50,959,297.49	5,689,083.49	25,858,381.77	13,875,955.41	0.00	45,423,420.67	139,900,210.03	367,000.00	5,168,876.82
Sub-Total, General Administration and Support		264,843,640.16	0.00	264,843,640.16	52,152,027.58	18,801,532.97	17,959,303.36	0.00	88,912,863.91	8,639,321.84	36,906,113.12	30,448,960.11	0.00	75,994,395.07	175,930,776.25	1,850,956.35	11,067,512.49
PS		2,803,723.00	0.00	2,803,723.00	963,250.00	203,110.00	1,041,328.35	0.00	2,207,688.35	941,965.00	224,395.00	1,041,328.35	0.00	2,207,688.35	596,034.65	0.00	0.00
MOOE		71,180,409.64	0.00	71,180,409.64	8,111,562.34	11,871,884.90	15,762,430.83	0.00	35,745,878.07	2,008,273.35	10,823,336.35	15,531,676.35	0.00	28,363,296.05	35,434,531.57	1,483,956.35	5,898,635.67
FinEx (if Applicable)		0.00	0.00	0.00	0.00	0.00	0.00	0.00	0.00	0.00	0.00	0.00	0.00	0.00	0.00	0.00	0.00
CO		190,859,507.52	0.00	190,859,507.52	43,077,215.24	6,726,538.07	1,155,544.18	0.00	50,959,297.49	5,689,083.49	25,858,381.77	13,875,955.41	0.00	45,423,420.67	139,900,210.03	367,000.00	5,168,876.82
Support to Operations	20000000000000	5,633,495.40	0.00	5,633,495.40	650,359.29	1,164,760.72	1,429,489.15	0.00	3,244,609.16	650,359.29	208,678.77	1,808,829.35	0.00	2,667,867.41	2,388,886.24	426,574.75	150,167.00
Auxiliary Services	200000100001000	5,633,495.40	0.00	5,633,495.40	650,359.29	1,164,760.72	1,429,489.15	0.00	3,244,609.16	650,359.29	208,678.77	1,808,829.35	0.00	2,667,867.41	2,388,886.24	426,574.75	150,167.00
PS		113,278.44	0.00	113,278.44	0.00	0.00	0.00	0.00	0.00	0.00	0.00	0.00	0.00	0.00	113,278.44	0.00	0.00
MOOE		4,600,534.67	0.00	4,600,534.67	650,359.29	1,041,260.72	1,429,489.15	0.00	3,121,109.16	650,359.29	208,678.77	1,718,829.35	0.00	2,577,867.41	1,479,425.51	426,574.75	116,667.00
CO		919,682.29	0.00	919,682.29	0.00	123,500.00	0.00	0.00	123,500.00	0.00	0.00	90,000.00	0.00	90,000.00	796,182.29	0.00	33,500.00
Sub-Total, Support to Operations		5,633,495.40	0.00	5,633,495.40	650,359.29	1,164,760.72	1,429,489.15	0.00	3,244,609.16	650,359.29	208,678.77	1,808,829.35	0.00	2,667,867.41	2,388,886.24	426,574.75	150,167.00
PS		113,278.44	0.00	113,278.44	0.00	0.00	0.00	0.00	0.00	0.00	0.00	0.00	0.00	0.00	113,278.44	0.00	0.00
MOOE		4,600,534.67	0.00	4,600,534.67	650,359.29	1,041,260.72	1,429,489.15	0.00	3,121,109.16	650,359.29	208,678.77	1,718,829.35	0.00	2,577,867.41	1,479,425.51	426,574.75	116,667.00
FinEx (if Applicable)		0.00	0.00	0.00	0.00	0.00	0.00	0.00	0.00	0.00	0.00	0.00	0.00	0.00	0.00	0.00	0.00
CO		919,682.29	0.00	919,682.29	0.00	123,500.00	0.00	0.00	123,500.00	0.00	0.00	90,000.00	0.00	90,000.00	796,182.29	0.00	33,500.00
Operations	30000000000000	42,284,316.12	0.00	42,284,316.12	1,987,749.37	11,530,966.50	8,644,507.96	0.00	22,163,213.83	1,732,272.37	8,868,806.60	7,173,299.23	0.00	18,075,512.81	20,121,104.29	3,670,644.02	408,057.00
OO : Relevant and quality tertiary education ensured to achieve inclusive growth and access of poor but deserving students to quality tertiary education increased	31000000000000	40,354,726.67	0.00	40,354,726.67	1,987,749.37	11,402,511.14	8,420,994.35	0.00	21,811,254.86	1,732,272.37	8,865,619.99	7,173,299.23	0.00	17,771,191.59	18,543,473.81	3,632,006.27	408,057.00
HIGHER EDUCATION PROGRAM	31010000000000	40,354,726.67	0.00	40,354,726.67	1,987,749.37	11,402,511.14	8,420,994.35	0.00	21,811,254.86	1,732,272.37	8,865,619.99	7,173,299.23	0.00	17,771,191.59	18,543,473.81	3,632,006.27	408,057.00
Provision of Higher Education Services	310100100002000	40,354,726.67	0.00	40,354,726.67	1,987,749.37	11,402,511.14	8,420,994.35	0.00	21,811,254.86	1,732,272.37	8,865,619.99	7,173,299.23	0.00	17,771,191.59	18,543,473.81	3,632,006.27	408,057.00
PS		5,317,857.25	0.00	5,317,857.25	1,400,345.00	1,370,966.00	1,170,403.25	0.00	3,941,714.25	1,315,475.00	805,211.00	806,065.00	0.00	3,026,751.00	1,376,143.00	914,963.25	0.00
MOOE		24,542,401.96	0.00	24,542,401.96	587,404.37	6,607,083.20	5,879,968.90	0.00	13,074,466.47	416,797.37	5,362,948.99	6,367,034.23	0.00	10,843,640.85	11,467,330.49	1,822,768.82	408,057.00
CO		10,494,469.46	0.00	10,494,469.46	0.00	3,424,451.94	1,370,622.20	0.00	4,795,074.14	0.00	2,697,460.00	1,203,339.94	0.00	3,900,799.94	5,699,395.32	894,274.20	0.00

Department : State Universities and Colleges (SUCs)
 Agency/Entity : Don Mariano Marcos Memorial State University
 Operating Unit : < not applicable >
 Organization Code (UACS) : 08 009 0000000
 Fund Cluster : 05 Internally Generated Funds
 (e.g. UACS Fund Cluster: 05-Internally Generated Funds and 06-Business Related Funds)

Particulars	UACS CODE	Approved Budget			Utilizations					Disbursements					Balances		
		Approved Budgeted Revenue	Adjustments (Reductions, Modifications/ Augmentations)	Adjusted Budgeted Revenue	1st Quarter Ending March 31	2nd Quarter Ending June 30	3rd Quarter Ending September 30	4th Quarter Ending December 31	TOTAL	1st Quarter Ending March 31	2nd Quarter Ending June 30	3rd Quarter Ending September 30	4th Quarter Ending December 31	TOTAL	Unutilized Budget	Unpaid Obligations (10-15)=(17+18)	
																Due and Demandable	Not Yet Due and Demandable
1	2	3	4	5=(3+(-)4)	6	7	8	9	10=(6+7+8+9)	11	12	13	14	15=(11+12+13+14)	16=(5-10)	17	18
OO : Higher education research improved to promote economic productivity and innovation	3200000000000000	884,752.45	0.00	884,752.45	0.00	70,890.64	132,523.82	0.00	203,414.46	0.00	487.61	162,523.82	0.00	163,011.43	681,337.99	40,403.03	0.00
RESEARCH PROGRAM	3202000000000000	884,752.45	0.00	884,752.45	0.00	70,890.64	132,523.82	0.00	203,414.46	0.00	487.61	162,523.82	0.00	163,011.43	681,337.99	40,403.03	0.00
Conduct of Research Services	320200100001000	884,752.45	0.00	884,752.45	0.00	70,890.64	132,523.82	0.00	203,414.46	0.00	487.61	162,523.82	0.00	163,011.43	681,337.99	40,403.03	0.00
PS		26,861.49	0.00	26,861.49	0.00	0.00	0.00	0.00	0.00	0.00	0.00	0.00	0.00	0.00	26,861.49	0.00	0.00
MOOE		686,652.61	0.00	686,652.61	0.00	70,890.64	132,523.82	0.00	203,414.46	0.00	487.61	162,523.82	0.00	163,011.43	483,238.15	40,403.03	0.00
CO		171,238.35	0.00	171,238.35	0.00	0.00	0.00	0.00	0.00	0.00	0.00	0.00	0.00	0.00	171,238.35	0.00	0.00
OO : Community engagement increased	3300000000000000	1,044,837.00	0.00	1,044,837.00	0.00	57,554.72	90,989.79	0.00	148,544.51	0.00	2,689.00	138,610.79	0.00	141,309.79	896,292.49	7,234.72	0.00
TECHNICAL ADVISORY EXTENSION PROGRAM	3301000000000000	1,044,837.00	0.00	1,044,837.00	0.00	57,554.72	90,989.79	0.00	148,544.51	0.00	2,689.00	138,610.79	0.00	141,309.79	896,292.49	7,234.72	0.00
Provision of Extension Services	330100100001000	1,044,837.00	0.00	1,044,837.00	0.00	57,554.72	90,989.79	0.00	148,544.51	0.00	2,689.00	138,610.79	0.00	141,309.79	896,292.49	7,234.72	0.00
PS		26,861.49	0.00	26,861.49	0.00	0.00	0.00	0.00	0.00	0.00	0.00	0.00	0.00	0.00	26,861.49	0.00	0.00
MOOE		735,457.09	0.00	735,457.09	0.00	57,554.72	90,989.79	0.00	148,544.51	0.00	2,689.00	138,610.79	0.00	141,309.79	586,912.58	7,234.72	0.00
CO		282,518.42	0.00	282,518.42	0.00	0.00	0.00	0.00	0.00	0.00	0.00	0.00	0.00	0.00	282,518.42	0.00	0.00
Sub-Total, Operations		42,284,318.12	0.00	42,284,318.12	1,987,749.37	11,530,956.50	8,644,507.96	0.00	22,183,213.83	1,732,272.37	8,868,806.60	7,474,493.84	0.00	18,075,512.81	20,121,104.29	3,679,644.02	408,057.00
PS		5,371,580.23	0.00	5,371,580.23	1,400,345.00	1,370,966.00	1,170,403.25	0.00	3,941,714.25	1,315,475.00	805,211.00	906,065.00	0.00	3,026,751.00	1,429,865.98	914,963.25	0.00
MOOE		25,964,511.86	0.00	25,964,511.86	587,404.37	6,735,538.56	6,103,482.51	0.00	13,426,425.44	416,797.37	5,366,135.60	5,366,028.90	0.00	11,147,961.87	12,538,086.22	1,870,406.57	408,057.00
FinEx (if Applicable)		0.00	0.00	0.00	0.00	0.00	0.00	0.00	0.00	0.00	0.00	0.00	0.00	0.00	0.00	0.00	0.00
CO		10,948,226.23	0.00	10,948,226.23	0.00	3,424,451.94	1,370,622.20	0.00	4,795,074.14	0.00	2,697,460.00	1,203,393.94	0.00	3,900,799.94	6,153,152.09	894,274.20	0.00
GRAND TOTAL		312,761,453.68	0.00	312,761,453.68	54,790,136.24	31,497,250.19	28,033,300.47	0.00	114,320,686.90	11,021,953.50	45,983,598.49	38,732,223.30	0.00	96,737,775.29	198,440,766.78	5,957,175.12	11,625,736.49
PS		8,288,561.67	0.00	8,288,561.67	2,363,595.00	1,574,076.00	2,211,731.60	0.00	6,149,402.60	2,257,440.00	1,029,606.00	1,347,393.35	0.00	5,234,439.35	2,139,179.07	914,963.25	0.00
MOOE		101,745,455.97	0.00	101,745,455.97	9,348,326.00	19,848,684.18	23,295,402.49	0.00	52,283,412.67	3,075,430.01	16,396,150.72	22,815,534.60	0.00	42,089,115.33	49,452,043.30	3,780,937.67	6,423,359.67
FinEx (if Applicable)		0.00	0.00	0.00	0.00	0.00	0.00	0.00	0.00	0.00	0.00	0.00	0.00	0.00	0.00	0.00	0.00
CO		202,727,416.04	0.00	202,727,416.04	43,077,215.24	10,274,490.01	2,526,166.36	0.00	55,877,871.63	5,689,083.49	28,555,841.77	15,169,295.35	0.00	49,414,220.61	146,849,544.41	1,261,274.20	5,202,376.82

Certified Correct:

MARITES RIVERA

University Budget Officer

Date: 2022-10-26 08:56:14

Certified Correct:

DEXTER P. LUCAY

Chief Accountant

Date: 2022-10-26 08:56:14

Recommending Approval By:

PLACIDA E. DE BUZMAN

Director, FMS

Date: 2022-10-26 08:59:41

Approved By:

JAMES MANUEL, JR.

SUC President

Date: 2022-10-26 09:01:06

SUMMARY OF APPROVED BUDGET, UTILIZATIONS, DISBURSEMENTS AND BALANCES BY OBJECT OF EXPENDITURES
(For Off-Budgetary Funds)
As at the Quarter Ending September 30, 2022

Department : State Universities and Colleges (SUCs)
 Agency/Entity : Don Mariano Marcos Memorial State University
 Operating Unit : < not applicable >
 Organization Code (UACS) : 08 009 0000000
 Fund Cluster : 05 Internally Generated Funds
 (e.g. UACS Fund Cluster: 05-Internally Generated Funds and 06-Business Related Funds)

Particulars	UACS CODE	Approved Budget			Utilizations					Disbursements					Balances		
		Approved Budgeted Revenue	Adjustments (Reductions, Modifications/	Adjusted Budgeted Revenue	1st Quarter Ending March 31	2nd Quarter Ending June 30	3rd Quarter Ending Sept. 30	4th Quarter Ending Dec. 31	Total	1st Quarter Ending March 31	2nd Quarter Ending June 30	3rd Quarter Ending Sept. 30	4th Quarter Ending Dec. 31	TOTAL	Unutilized Budget	Unpaid Obligations	
																Due and Demandable	Not Yet Due and Demandable
1	2	3	4	5=[(3+(-4))]	6	7	8	9	10=(6+7+8+9)	11	12	13	14	15=(11+12+13+14)	16=(5-10)	17	18
SUMMARY																	
A. AGENCY SPECIFIC BUDGET																	
Personnel Services		8,288,581.67	0.00	8,288,581.67	2,363,595.00	1,574,076.00	2,211,731.60	0.00	6,149,402.60	2,257,440.00	1,029,606.00	1,947,393.35	0.00	5,234,439.35	2,139,179.07	914,963.25	0.00
Other Compensation	501020000	8,288,581.67	0.00	8,288,581.67	2,363,595.00	1,574,076.00	2,211,731.60	0.00	6,149,402.60	2,257,440.00	1,029,606.00	1,947,393.35	0.00	5,234,439.35	2,139,179.07	914,963.25	0.00
Honoraria	501021000	8,288,581.67	0.00	8,288,581.67	2,363,595.00	1,574,076.00	2,211,731.60	0.00	6,149,402.60	2,257,440.00	1,029,606.00	1,947,393.35	0.00	5,234,439.35	2,139,179.07	914,963.25	0.00
Honoraria - Civilian	5010210001	8,288,581.67	0.00	8,288,581.67	2,363,595.00	1,574,076.00	2,211,731.60	0.00	6,149,402.60	2,257,440.00	1,029,606.00	1,947,393.35	0.00	5,234,439.35	2,139,179.07	914,963.25	0.00
Maintenance and Other Operating Expenses		101,745,455.97	0.00	101,745,455.97	9,349,326.00	19,848,684.18	23,295,402.49	0.00	52,293,412.67	3,075,430.01	16,398,150.72	22,615,534.60	0.00	42,089,115.33	49,452,043.30	3,780,937.67	6,423,358.67
Traveling Expenses	502010000	1,825,153.84	505,598.60	2,330,752.44	1,100.00	676,360.00	1,318,277.00	0.00	1,895,737.00	1,100.00	634,320.00	1,180,838.00	0.00	1,816,258.00	240,015.44	58,429.00	21,050.00
Traveling Expenses - Local	5020101000	1,730,153.84	405,598.60	2,135,752.44	1,100.00	676,360.00	1,218,277.00	0.00	1,895,737.00	1,100.00	634,320.00	1,180,838.00	0.00	1,816,258.00	240,015.44	58,429.00	21,050.00
Traveling Expenses - Local	5020101000	1,730,153.84	405,598.60	2,135,752.44	1,100.00	676,360.00	1,218,277.00	0.00	1,895,737.00	1,100.00	634,320.00	1,180,838.00	0.00	1,816,258.00	240,015.44	58,429.00	21,050.00
Traveling Expenses - Foreign	5020102000	95,000.00	100,000.00	195,000.00	0.00	0.00	100,000.00	0.00	100,000.00	0.00	0.00	100,000.00	0.00	100,000.00	95,000.00	0.00	0.00
Traveling Expenses - Foreign	5020102000	95,000.00	100,000.00	195,000.00	0.00	0.00	100,000.00	0.00	100,000.00	0.00	0.00	100,000.00	0.00	100,000.00	95,000.00	0.00	0.00
Training and Scholarship Expenses	502020000	5,931,005.73	80,000.00	6,011,005.73	4,000.00	418,877.99	1,042,644.00	0.00	1,465,521.99	4,000.00	371,290.49	937,031.30	0.00	1,312,321.79	4,545,483.74	71,450.20	81,750.00
Training Expenses	5020201000	2,931,005.73	80,000.00	3,011,005.73	4,000.00	418,877.99	518,299.00	0.00	941,176.99	4,000.00	371,290.49	412,886.30	0.00	787,976.79	2,069,828.74	71,450.20	81,750.00
Training Expenses	5020201002	2,931,005.73	80,000.00	3,011,005.73	4,000.00	418,877.99	518,299.00	0.00	941,176.99	4,000.00	371,290.49	412,886.30	0.00	787,976.79	2,069,828.74	71,450.20	81,750.00
Scholarship Grants/Expenses	5020202000	3,000,000.00	0.00	3,000,000.00	0.00	0.00	524,345.00	0.00	524,345.00	0.00	0.00	524,345.00	0.00	524,345.00	2,475,655.00	0.00	0.00
Scholarship Grants/Expenses	5020202000	3,000,000.00	0.00	3,000,000.00	0.00	0.00	524,345.00	0.00	524,345.00	0.00	0.00	524,345.00	0.00	524,345.00	2,475,655.00	0.00	0.00
Supplies and Materials Expenses	502030000	29,149,825.72	(719,298.30)	28,430,527.42	931,879.19	6,450,232.25	7,534,359.46	0.00	14,916,470.90	155,777.04	3,223,239.86	6,804,552.05	0.00	10,183,568.95	13,514,056.52	2,425,829.43	2,307,072.52
Office Supplies Expenses	5020301000	5,107,610.27	(630,343.57)	4,477,266.70	16,330.57	880,672.08	781,161.33	0.00	1,678,163.98	373.57	58,829.93	1,303,962.48	0.00	1,363,165.98	2,799,102.72	219,586.00	95,412.00
ICT Office Supplies	5020301001	0.00	6,425.00	6,425.00	0.00	0.00	6,425.00	0.00	6,425.00	0.00	0.00	0.00	0.00	0.00	0.00	0.00	6,425.00
Office Supplies Expenses	5020301002	5,107,610.27	(636,768.57)	4,470,841.70	16,330.57	880,672.08	774,736.33	0.00	1,671,738.98	373.57	58,829.93	1,303,962.48	0.00	1,363,165.98	2,799,102.72	219,586.00	88,987.00
Accountable Forms Expenses	5020302000	251,720.00	0.00	251,720.00	30,000.00	141,720.00	66,550.00	0.00	238,270.00	0.00	171,720.00	66,550.00	0.00	238,270.00	13,450.00	0.00	0.00
Accountable Forms Expenses	5020302000	251,720.00	0.00	251,720.00	30,000.00	141,720.00	66,550.00	0.00	238,270.00	0.00	171,720.00	66,550.00	0.00	238,270.00	13,450.00	0.00	0.00
Non-Accountable Forms Expenses	5020303000	50,000.00	0.00	50,000.00	0.00	30,000.00	0.00	0.00	30,000.00	0.00	30,000.00	0.00	0.00	30,000.00	20,000.00	0.00	0.00
Non-Accountable Forms Expenses	5020303000	50,000.00	0.00	50,000.00	0.00	30,000.00	0.00	0.00	30,000.00	0.00	30,000.00	0.00	0.00	30,000.00	20,000.00	0.00	0.00
Drugs and Medicines Expenses	5020307000	582,357.00	(1,660.00)	580,697.00	0.00	140,705.50	139,530.10	0.00	280,235.60	0.00	4,038.00	256,129.60	0.00	260,167.60	300,461.40	20,068.00	0.00

Department : State Universities and Colleges (SUCs)
 Agency/Entity : Don Mariano Marcos Memorial State University
 Operating Unit : < not applicable >
 Organization Code (UACS) : 08 009 000000
 Fund Cluster : 05 Internally Generated Funds
 (e.g. UACS Fund Cluster: 05-Internally Generated Funds and 06-Business Related Funds)

Particulars	UACS CODE	Approved Budget			Utilizations					Disbursements					Balances		
		Approved Budgeted Revenue	Adjustments (Reductions, Modifications/	Adjusted Budgeted Revenue	1st Quarter Ending March 31	2nd Quarter Ending June 30	3rd Quarter Ending Sept. 30	4th Quarter Ending Dec. 31	Total	1st Quarter Ending March 31	2nd Quarter Ending June 30	3rd Quarter Ending Sept. 30	4th Quarter Ending Dec. 31	TOTAL	Unutilized Budget	Unpaid Obligations	
																5={(3+(-4))}	6
1	2	3	4	5={(3+(-4))}	6	7	8	9	10=(6+7+8+9)	11	12	13	14	15=(11+12+13+14)	16=(5-10)	17	18
SUMMARY																	
A. AGENCY SPECIFIC BUDGET																	
Drugs and Medicines Expenses	5020307000	582,357.00	(1,860.00)	580,697.00	0.00	140,705.50	139,530.10	0.00	280,235.60	0.00	4,038.00	256,129.60	0.00	260,167.60	300,461.40	20,068.00	0.00
Medical, Dental and Laboratory Supplies Expenses	5020308000	393,350.00	(1,025.00)	392,325.00	0.00	43,125.00	48,975.00	0.00	92,100.00	0.00	0.00	67,400.00	0.00	67,400.00	300,225.00	24,700.00	0.00
Medical, Dental and Laboratory Supplies Expenses	5020308000	393,350.00	(1,025.00)	392,325.00	0.00	43,125.00	48,975.00	0.00	92,100.00	0.00	0.00	67,400.00	0.00	67,400.00	300,225.00	24,700.00	0.00
Fuel, Oil and Lubricants Expenses	5020309000	2,077,642.31	19,436.27	2,097,078.58	99,668.63	338,660.70	1,082,300.36	0.00	1,520,629.69	99,668.63	302,547.89	981,467.61	0.00	1,383,684.13	576,448.89	3,487.54	133,458.02
Fuel, Oil and Lubricants Expenses	5020309000	2,077,642.31	19,436.27	2,097,078.58	99,668.63	338,660.70	1,082,300.36	0.00	1,520,629.69	99,668.63	302,547.89	981,467.61	0.00	1,383,684.13	576,448.89	3,487.54	133,458.02
Agricultural and Marine Supplies Expenses	5020310000	50,000.00	0.00	50,000.00	0.00	0.00	0.00	0.00	0.00	0.00	0.00	0.00	0.00	0.00	50,000.00	0.00	0.00
Agricultural and Marine Supplies Expenses	5020310000	50,000.00	0.00	50,000.00	0.00	0.00	0.00	0.00	0.00	0.00	0.00	0.00	0.00	0.00	50,000.00	0.00	0.00
Textbooks and Instructional Materials Expenses	5020311000	0.00	50,000.00	50,000.00	0.00	0.00	0.00	0.00	0.00	0.00	0.00	0.00	0.00	0.00	50,000.00	0.00	0.00
Textbooks and Instructional Materials Expenses	5020311001	0.00	50,000.00	50,000.00	0.00	0.00	0.00	0.00	0.00	0.00	0.00	0.00	0.00	0.00	50,000.00	0.00	0.00
Chemical and Filtering Supplies Expenses	5020313000	100,000.00	0.00	100,000.00	0.00	100,000.00	0.00	0.00	100,000.00	0.00	100,000.00	0.00	0.00	100,000.00	0.00	0.00	0.00
Chemical and Filtering Supplies Expenses	5020313000	100,000.00	0.00	100,000.00	0.00	100,000.00	0.00	0.00	100,000.00	0.00	100,000.00	0.00	0.00	100,000.00	0.00	0.00	0.00
Semi-Expendable Machinery and Equipment Expenses	5020321000	11,745,334.90	(52,913.60)	11,692,421.30	554,076.15	1,702,742.77	3,033,643.39	0.00	5,290,462.31	27,995.00	1,364,657.59	1,897,981.83	0.00	3,290,034.42	6,401,958.99	1,446,963.89	553,464.00
Machinery	5020321001	12,000.00	(5,113.60)	6,886.40	0.00	0.00	6,886.40	0.00	6,886.40	0.00	0.00	6,886.40	0.00	6,886.40	0.00	0.00	0.00
Office Equipment	5020321002	2,332,942.07	(15,800.00)	2,317,142.07	44,581.15	267,307.37	579,659.05	0.00	891,547.57	0.00	53,576.15	570,012.37	0.00	623,598.52	1,425,594.50	265,459.05	2,500.00
Information and Communications Technology Equipment	5020321003	4,033,918.33	150,000.00	4,183,918.33	27,995.00	327,996.50	1,362,840.14	0.00	1,748,831.64	27,995.00	43,195.00	389,958.80	0.00	461,148.80	2,435,086.69	837,868.84	450,014.00
Disaster Response and Rescue Equipment	5020321008	537,500.00	0.00	537,500.00	0.00	0.00	157,075.00	0.00	157,075.00	0.00	0.00	157,075.00	0.00	157,075.00	380,425.00	0.00	0.00
Medical Equipment	5020321010	32,000.00	(32,000.00)	0.00	0.00	0.00	0.00	0.00	0.00	0.00	0.00	0.00	0.00	0.00	0.00	0.00	0.00
Sports Equipment	5020321012	508,500.00	0.00	508,500.00	0.00	0.00	0.00	0.00	0.00	0.00	0.00	0.00	0.00	0.00	508,500.00	0.00	0.00
Technical and Scientific Equipment	5020321013	127,000.00	0.00	127,000.00	0.00	0.00	0.00	0.00	0.00	0.00	0.00	0.00	0.00	0.00	127,000.00	0.00	0.00
Other Machinery and Equipment	5020321099	4,161,474.50	(150,000.00)	4,011,474.50	481,500.00	1,107,438.90	897,182.80	0.00	2,486,121.70	0.00	1,267,886.44	773,449.28	0.00	2,041,335.70	1,525,352.80	349,836.00	100,950.00
Semi-Expendable Furniture, Fixtures and Books Expenses	5020322000	2,562,990.00	(120,000.00)	2,442,990.00	67,764.00	747,366.00	816,504.61	0.00	1,631,634.61	0.00	101,089.00	671,571.61	0.00	772,660.61	811,355.39	300,892.00	558,082.00
Furniture and Fixtures	5020322001	1,877,350.00	(300,000.00)	1,577,350.00	67,764.00	145,699.00	553,644.81	0.00	767,107.61	0.00	101,089.00	197,008.61	0.00	298,097.61	810,242.39	27,595.00	441,415.00
Books	5020322002	685,640.00	180,000.00	865,640.00	0.00	601,667.00	262,860.00	0.00	864,527.00	0.00	0.00	474,563.00	0.00	474,563.00	1,113.00	273,297.00	116,667.00
Other Supplies and Materials Expenses	5020399000	6,228,821.24	17,207.60	6,246,028.84	164,039.84	2,325,240.20	1,565,694.67	0.00	4,054,974.71	27,739.84	1,090,357.45	1,560,088.92	0.00	2,678,186.21	2,191,054.13	410,132.00	966,666.50
Other Supplies and Materials Expenses	5020399000	6,228,821.24	17,207.60	6,246,028.84	164,039.84	2,325,240.20	1,565,694.67	0.00	4,054,974.71	27,739.84	1,090,357.45	1,560,088.92	0.00	2,678,186.21	2,191,054.13	410,132.00	966,666.50
Utility Expenses	5020400000	7,840,392.33	470,000.00	8,310,392.33	578,197.03	3,288,299.25	3,445,538.06	0.00	7,312,034.34	578,197.03	3,288,299.25	2,936,329.28	0.00	6,802,825.56	998,357.99	509,208.78	0.00
Water Expenses	5020401000	100,000.00	0.00	100,000.00	0.00	14,455.00	12,965.00	0.00	27,420.00	0.00	14,455.00	12,965.00	0.00	27,420.00	72,580.00	0.00	0.00
Water Expenses	5020401000	100,000.00	0.00	100,000.00	0.00	14,455.00	12,965.00	0.00	27,420.00	0.00	14,455.00	12,965.00	0.00	27,420.00	72,580.00	0.00	0.00
Electricity Expenses	5020402000	7,740,392.33	470,000.00	8,210,392.33	578,197.03	3,273,844.25	3,432,573.06	0.00	7,284,614.34	578,197.03	3,273,844.25	2,923,364.28	0.00	6,775,405.56	925,777.99	509,208.78	0.00
Electricity Expenses	5020402000	7,740,392.33	470,000.00	8,210,392.33	578,197.03	3,273,844.25	3,432,573.06	0.00	7,284,614.34	578,197.03	3,273,844.25	2,923,364.28	0.00	6,775,405.56	925,777.99	509,208.78	0.00

Department : State Universities and Colleges (SUCs)
 Agency/Entity : Don Mariano Marcos Memorial State University
 Operating Unit : < not applicable >
 Organization Code (UACS) : 08 009 0000000
 Fund Cluster : 05 Internally Generated Funds
 (e.g. UACS Fund Cluster: 05-Internally Generated Funds and 06-Business Related Funds)

Particulars	UACS CODE	Approved Budget			Utilizations					Disbursements					Balances		
		Approved Budgeted Revenue	Adjustments (Reductions, Modifications/)	Adjusted Budgeted Revenue	1st Quarter Ending March 31	2nd Quarter Ending June 30	3rd Quarter Ending Sept. 30	4th Quarter Ending Dec. 31	Total	1st Quarter Ending March 31	2nd Quarter Ending June 30	3rd Quarter Ending Sept. 30	4th Quarter Ending Dec. 31	TOTAL	Unutilized Budget	Unpaid Obligations	
																Due and Demandable	Not Yet Due and Demandable
1	2	3	4	5=[(3+(-4))]	6	7	8	9	10=(6+7+8+9)	11	12	13	14	15=(11+12+13+14)	16=(5-10)	17	18
SUMMARY																	
A. AGENCY SPECIFIC BUDGET																	
Communication Expenses	5020500000	2,788,012.20	(159,200.00)	2,628,812.20	459,676.69	625,486.65	544,110.21	0.00	1,629,273.55	459,676.69	622,204.83	502,879.47	0.00	1,584,760.99	999,538.65	44,512.56	0.00
Postage and Courier Services	5020501000	28,600.00	(5,000.00)	23,600.00	0.00	0.00	2,465.00	0.00	2,465.00	0.00	0.00	2,465.00	0.00	2,465.00	21,135.00	0.00	0.00
Postage and Courier Services	5020501000	28,600.00	(5,000.00)	23,600.00	0.00	0.00	2,465.00	0.00	2,465.00	0.00	0.00	2,465.00	0.00	2,465.00	21,135.00	0.00	0.00
Telephone Expenses	5020502000	991,360.00	(108,000.00)	883,360.00	163,610.60	201,099.02	206,554.72	0.00	571,264.34	163,610.60	197,817.20	178,739.16	0.00	540,166.96	312,095.66	31,097.38	0.00
Mobile	5020502001	350,310.00	(132,000.00)	218,310.00	0.00	0.00	0.00	0.00	0.00	0.00	0.00	0.00	0.00	0.00	218,310.00	0.00	0.00
Landline	5020502002	641,050.00	24,000.00	665,050.00	163,610.60	201,099.02	206,554.72	0.00	571,264.34	163,610.60	197,817.20	178,739.16	0.00	540,166.96	93,785.66	31,097.38	0.00
Internet Subscription Expenses	5020503000	1,680,052.20	(38,000.00)	1,642,052.20	296,066.09	344,567.63	335,090.49	0.00	975,744.21	296,066.09	344,567.63	321,675.31	0.00	962,329.03	666,307.99	13,415.18	0.00
Internet Subscription Expenses	5020503000	1,680,052.20	(38,000.00)	1,642,052.20	296,066.09	344,567.63	335,090.49	0.00	975,744.21	296,066.09	344,567.63	321,675.31	0.00	962,329.03	666,307.99	13,415.18	0.00
Cable, Satellite, Telegraph and Radio Expenses	5020504000	88,000.00	(8,200.00)	79,800.00	0.00	79,800.00	0.00	0.00	79,800.00	0.00	79,800.00	0.00	0.00	79,800.00	0.00	0.00	0.00
Cable, Satellite, Telegraph and Radio Expenses	5020504000	88,000.00	(8,200.00)	79,800.00	0.00	79,800.00	0.00	0.00	79,800.00	0.00	79,800.00	0.00	0.00	79,800.00	0.00	0.00	0.00
Awards/Rewards and Prizes	5020600000	2,933,616.76	0.00	2,933,616.76	20,000.00	701,462.00	173,700.00	0.00	895,182.00	20,000.00	688,862.00	186,300.00	0.00	895,182.00	2,038,434.76	0.00	0.00
Awards/Rewards Expenses	5020601000	2,874,016.76	0.00	2,874,016.76	20,000.00	680,862.00	173,700.00	0.00	874,582.00	20,000.00	668,282.00	186,300.00	0.00	874,582.00	1,999,434.76	0.00	0.00
Awards/Rewards Expenses	5020601001	491,381.76	0.00	491,381.76	0.00	206,662.00	4,700.00	0.00	211,382.00	0.00	194,082.00	17,300.00	0.00	211,382.00	279,999.76	0.00	0.00
Rewards and Incentives	5020601002	2,382,635.00	0.00	2,382,635.00	20,000.00	474,200.00	169,000.00	0.00	663,200.00	20,000.00	474,200.00	169,000.00	0.00	663,200.00	1,719,435.00	0.00	0.00
Prizes	5020602000	59,600.00	0.00	59,600.00	0.00	20,600.00	0.00	0.00	20,600.00	0.00	20,600.00	0.00	0.00	20,600.00	38,000.00	0.00	0.00
Prizes	5020602000	59,600.00	0.00	59,600.00	0.00	20,600.00	0.00	0.00	20,600.00	0.00	20,600.00	0.00	0.00	20,600.00	38,000.00	0.00	0.00
Professional Services	5021100000	4,283,000.00	(90,000.00)	4,193,000.00	4,700.00	10,400.00	0.00	0.00	15,100.00	4,700.00	10,400.00	0.00	0.00	15,100.00	4,177,900.00	0.00	0.00
Other Professional Services	5021199000	4,283,000.00	(90,000.00)	4,193,000.00	4,700.00	10,400.00	0.00	0.00	15,100.00	4,700.00	10,400.00	0.00	0.00	15,100.00	4,177,900.00	0.00	0.00
Other Professional Services	5021199000	4,283,000.00	(90,000.00)	4,193,000.00	4,700.00	10,400.00	0.00	0.00	15,100.00	4,700.00	10,400.00	0.00	0.00	15,100.00	4,177,900.00	0.00	0.00
General Services	5021200000	320,406.66	(50,000.00)	270,406.66	0.00	79,500.00	44,000.00	0.00	123,500.00	0.00	79,500.00	8,000.00	0.00	87,500.00	146,906.66	36,000.00	0.00
Environment/Sanitary Services	5021201000	12,000.00	0.00	12,000.00	0.00	0.00	8,000.00	0.00	8,000.00	0.00	0.00	8,000.00	0.00	8,000.00	4,000.00	0.00	0.00
Environment/Sanitary Services	5021201000	12,000.00	0.00	12,000.00	0.00	0.00	8,000.00	0.00	8,000.00	0.00	0.00	8,000.00	0.00	8,000.00	4,000.00	0.00	0.00
Other General Services	5021299000	308,406.66	(50,000.00)	258,406.66	0.00	79,500.00	36,000.00	0.00	115,500.00	0.00	79,500.00	0.00	0.00	79,500.00	142,906.66	36,000.00	0.00
Other General Services	5021299099	308,406.66	(50,000.00)	258,406.66	0.00	79,500.00	36,000.00	0.00	115,500.00	0.00	79,500.00	0.00	0.00	79,500.00	142,906.66	36,000.00	0.00
Repairs and Maintenance	5021300000	16,439,529.46	85,000.00	16,504,529.46	5,565,457.49	1,025,522.35	1,572,046.80	0.00	8,163,026.64	85,294.96	3,175,978.89	1,376,501.19	0.00	4,637,775.04	8,341,502.82	409,967.45	3,115,284.15
Repairs and Maintenance - Land Improvements	5021302000	300,000.00	0.00	300,000.00	0.00	0.00	0.00	0.00	0.00	0.00	0.00	0.00	0.00	0.00	300,000.00	0.00	0.00
Other Land Improvements	5021302099	300,000.00	0.00	300,000.00	0.00	0.00	0.00	0.00	0.00	0.00	0.00	0.00	0.00	0.00	300,000.00	0.00	0.00
Repairs and Maintenance - Infrastructure Assets	5021303000	5,000,000.00	0.00	5,000,000.00	985,194.88	0.00	0.00	0.00	985,194.88	0.00	0.00	985,194.88	0.00	985,194.88	4,014,805.12	0.00	0.00
Road Networks	5021303001	5,000,000.00	0.00	5,000,000.00	985,194.88	0.00	0.00	0.00	985,194.88	0.00	0.00	985,194.88	0.00	985,194.88	4,014,805.12	0.00	0.00
Repairs and Maintenance - Buildings and Other Structures	5021304000	9,813,602.51	0.00	9,813,602.51	4,494,967.65	583,159.48	1,351,446.09	0.00	6,429,573.22	0.00	2,792,844.09	172,390.53	0.00	2,965,234.62	3,384,029.29	349,064.45	3,115,284.15

Department : State Universities and Colleges (SUCs)
 Agency/Entity : Don Mariano Marcos Memorial State University
 Operating Unit : < not applicable >
 Organization Code (UACS) : 08 009 0000000
 Fund Cluster : 05 Internally Generated Funds

(e.g. UACS Fund Cluster: 05-Internally Generated Funds and 06-Business Related Funds)


Particulars	UACS CODE	Approved Budget			Utilizations					Disbursements					Balances		
		Approved Budgeted Revenue	Adjustments (Reductions, Modifications/	Adjusted Budgeted Revenue	1st Quarter Ending March 31	2nd Quarter Ending June 30	3rd Quarter Ending Sept. 30	4th Quarter Ending Dec. 31	Total	1st Quarter Ending March 31	2nd Quarter Ending June 30	3rd Quarter Ending Sept. 30	4th Quarter Ending Dec. 31	TOTAL	Unutilized Budget	Unpaid Obligations	
																Due and Demandable	Not Yet Due and Demandable
1	2	3	4	5=[(3+(-)4)]	6	7	8	9	10=(6+7+8+9)	11	12	13	14	15=(11+12+13+14)	16=(5-10)	17	18
SUMMARY																	
A. AGENCY SPECIFIC BUDGET																	
Buildings	5021304001	1,060,000.00	0.00	1,060,000.00	0.00	33,955.04	173,663.61	0.00	207,608.65	0.00	33,955.04	99,784.14	0.00	133,739.18	852,391.35	73,869.47	0.00
School Buildings	5021304002	3,813,602.51	0.00	3,813,602.51	0.00	549,204.44	802,607.50	0.00	1,451,811.94	0.00	539,241.89	72,606.39	0.00	611,848.28	2,361,790.57	0.00	839,963.66
Other Structures	5021304099	4,940,000.00	0.00	4,940,000.00	4,494,967.65	0.00	275,184.98	0.00	4,770,152.63	0.00	2,219,647.16	0.00	0.00	2,219,647.16	169,847.37	275,184.98	2,275,320.49
Repairs and Maintenance - Machinery and Equipment	5021305000	432,127.43	(20,456.43)	411,671.00	0.00	7,994.00	0.00	0.00	7,994.00	0.00	7,994.00	0.00	0.00	0.00	403,677.00	0.00	0.00
Office Equipment	5021305002	424,133.43	(20,456.43)	403,677.00	0.00	0.00	0.00	0.00	0.00	0.00	0.00	0.00	0.00	0.00	403,677.00	0.00	0.00
Information and Communication Technology Equipment	5021305003	7,994.00	0.00	7,994.00	0.00	7,994.00	0.00	0.00	7,994.00	0.00	7,994.00	0.00	0.00	7,994.00	0.00	0.00	0.00
Repairs and Maintenance - Transportation Equipment	5021306000	893,798.52	85,456.43	979,255.95	85,294.96	434,368.87	220,600.71	0.00	740,264.54	85,294.96	375,140.80	218,915.78	0.00	679,351.54	238,991.41	60,913.00	0.00
Motor Vehicles	5021306001	893,798.52	85,456.43	979,255.95	85,294.96	434,368.87	220,600.71	0.00	740,264.54	85,294.96	375,140.80	218,915.78	0.00	679,351.54	238,991.41	60,913.00	0.00
Financial Assistance/Subsidy	5021400000	150,000.00	0.00	150,000.00	0.00	0.00	24,000.00	0.00	24,000.00	0.00	0.00	24,000.00	0.00	24,000.00	126,000.00	0.00	0.00
Subsidies - Others	5021499000	150,000.00	0.00	150,000.00	0.00	0.00	24,000.00	0.00	24,000.00	0.00	0.00	24,000.00	0.00	24,000.00	126,000.00	0.00	0.00
Subsidies - Others	5021499000	150,000.00	0.00	150,000.00	0.00	0.00	24,000.00	0.00	24,000.00	0.00	0.00	24,000.00	0.00	24,000.00	126,000.00	0.00	0.00
Taxes, Insurance Premiums and Other Fees	5021500000	2,681,250.40	0.00	2,681,250.40	105,986.71	989,906.80	182,052.71	0.00	1,277,946.22	105,986.71	810.00	1,171,149.51	0.00	1,277,946.22	1,403,304.16	0.00	0.00
Taxes, Duties and Licenses	5021501000	131,250.40	0.00	131,250.40	105,986.71	810.00	8,839.06	0.00	115,635.77	105,986.71	810.00	8,839.06	0.00	115,635.77	15,614.83	0.00	0.00
Taxes, Duties and Licenses	5021501001	131,250.40	0.00	131,250.40	105,986.71	810.00	8,839.06	0.00	115,635.77	105,986.71	810.00	8,839.06	0.00	115,635.77	15,614.83	0.00	0.00
Insurance Expenses	5021503000	2,550,000.00	0.00	2,550,000.00	0.00	989,096.80	173,213.65	0.00	1,162,310.45	0.00	0.00	1,162,310.45	0.00	1,162,310.45	1,387,689.55	0.00	0.00
Insurance Expenses	5021503000	2,550,000.00	0.00	2,550,000.00	0.00	989,096.80	173,213.65	0.00	1,162,310.45	0.00	0.00	1,162,310.45	0.00	1,162,310.45	1,387,689.55	0.00	0.00
Labor and Wages	5021600000	15,141,559.79	10,000.00	15,151,559.79	1,140,465.39	3,437,744.38	4,542,371.80	0.00	9,120,581.57	1,140,465.39	3,437,744.38	4,533,323.05	0.00	9,111,532.82	6,030,978.22	9,048.75	0.00
Labor and Wages	5021601000	15,141,559.79	10,000.00	15,151,559.79	1,140,465.39	3,437,744.38	4,542,371.80	0.00	9,120,581.57	1,140,465.39	3,437,744.38	4,533,323.05	0.00	9,111,532.82	6,030,978.22	9,048.75	0.00
Labor and Wages	5021601000	15,141,559.79	10,000.00	15,151,559.79	1,140,465.39	3,437,744.38	4,542,371.80	0.00	9,120,581.57	1,140,465.39	3,437,744.38	4,533,323.05	0.00	9,111,532.82	6,030,978.22	9,048.75	0.00
Other Maintenance and Operating Expenses	5029900000	12,261,703.08	(112,100.30)	12,149,602.78	537,863.50	1,944,872.51	2,872,302.45	0.00	5,355,038.46	520,232.19	865,481.02	2,854,830.75	0.00	4,240,343.96	6,794,564.32	216,491.50	888,203.00
Advertising Expenses	5029901000	15,000.00	0.00	15,000.00	0.00	0.00	0.00	0.00	0.00	0.00	0.00	0.00	0.00	0.00	15,000.00	0.00	0.00
Advertising Expenses	5029901000	15,000.00	0.00	15,000.00	0.00	0.00	0.00	0.00	0.00	0.00	0.00	0.00	0.00	0.00	15,000.00	0.00	0.00
Printing and Publication Expenses	5029902000	627,000.00	214,000.00	841,000.00	0.00	125,733.00	239,975.00	0.00	365,708.00	0.00	125,733.00	239,975.00	0.00	365,708.00	475,292.00	0.00	0.00
Printing and Publication Expenses	5029902000	627,000.00	214,000.00	841,000.00	0.00	125,733.00	239,975.00	0.00	365,708.00	0.00	125,733.00	239,975.00	0.00	365,708.00	475,292.00	0.00	0.00
Representation Expenses	5029903000	5,868,568.91	90,000.00	5,958,568.91	21,104.00	1,308,073.30	2,226,230.45	0.00	3,555,407.75	10,427.00	511,727.50	2,036,763.75	0.00	2,568,918.25	2,403,161.16	161,146.50	835,343.00
Representation Expenses	5029903000	5,868,568.91	90,000.00	5,958,568.91	21,104.00	1,308,073.30	2,226,230.45	0.00	3,555,407.75	10,427.00	511,727.50	2,036,763.75	0.00	2,568,918.25	2,403,161.16	161,146.50	835,343.00
Rent/Lease Expenses	5029905000	25,000.00	64,900.00	89,900.00	0.00	0.00	49,900.00	0.00	49,900.00	0.00	0.00	49,900.00	0.00	49,900.00	0.00	0.00	40,000.00
Rents - Building and Structures	5029905001	0.00	49,900.00	49,900.00	0.00	0.00	49,900.00	0.00	49,900.00	0.00	0.00	49,900.00	0.00	49,900.00	0.00	0.00	0.00
Rents - Motor Vehicles	5029905003	25,000.00	15,000.00	40,000.00	0.00	0.00	40,000.00	0.00	40,000.00	0.00	0.00	0.00	0.00	0.00	0.00	0.00	40,000.00
Membership Dues and Contributions to Organizations	5029908000	227,000.00	3,899.70	230,899.70	0.00	27,455.90	16,000.00	0.00	43,455.90	0.00	27,455.90	16,000.00	0.00	43,455.90	187,443.80	0.00	0.00


Department : State Universities and Colleges (SUCs)
 Agency/Entity : Don Mariano Marcos Memorial State University
 Operating Unit : < not applicable >
 Organization Code (UACS) : 08 009 000000
 Fund Cluster : 05 Internally Generated Funds
 (e.g. UACS Fund Cluster: 05-Internally Generated Funds and 06-Business Related Funds)

Particulars	UACS CODE	Approved Budget			Utilizations					Disbursements					Balances		
		Approved Budgeted Revenue	Adjustments (Reductions, Modifications/)	Adjusted Budgeted Revenue	1st Quarter Ending March 31	2nd Quarter Ending June 30	3rd Quarter Ending Sept. 30	4th Quarter Ending Dec. 31	Total	1st Quarter Ending March 31	2nd Quarter Ending June 30	3rd Quarter Ending Sept. 30	4th Quarter Ending Dec. 31	TOTAL	Unutilized Budget	Unpaid Obligations	
																Due and Demandable	Not Yet Due and Demandable
1	2	3	4	5=([3+(-)4])	6	7	8	9	10=(6+7+8+9)	11	12	13	14	15=(11+12+13+14)	16=(5-10)	17	18
SUMMARY																	
A. AGENCY SPECIFIC BUDGET																	
Membership Dues and Contributions to Organizations	5029906000	227,000.00	3,899.70	230,899.70	0.00	27,455.90	16,000.00	0.00	43,455.90	0.00	27,455.90	16,000.00	0.00	43,455.90	187,443.80	0.00	0.00
Subscription Expenses	5029907000	1,358,459.30	(230,000.00)	1,128,459.30	0.00	6,568.00	330,255.00	0.00	336,823.00	0.00	6,568.00	296,605.00	0.00	303,173.00	791,636.30	33,650.00	0.00
Library and Other Reading Materials Subscription Expenses	5029907004	1,059,855.00	(50,000.00)	1,009,855.00	0.00	2,070.00	2,093.00	0.00	4,163.00	0.00	2,070.00	2,093.00	0.00	4,163.00	1,005,682.00	0.00	0.00
Other Subscription Expenses	5029907099	298,604.30	(180,000.00)	118,604.30	0.00	4,498.00	328,162.00	0.00	332,660.00	0.00	4,498.00	294,512.00	0.00	299,010.00	(214,055.70)	33,650.00	0.00
Other Maintenance and Operating Expenses	5029999000	4,140,674.87	(254,900.00)	3,885,774.87	516,759.50	477,042.31	(30,058.00)	0.00	963,743.81	509,805.19	193,996.62	215,387.00	0.00	919,188.81	2,922,031.06	21,695.00	22,860.00
Other Maintenance and Operating Expenses	5029999099	4,140,674.87	(254,900.00)	3,885,774.87	516,759.50	477,042.31	(30,058.00)	0.00	963,743.81	509,805.19	193,996.62	215,387.00	0.00	919,188.81	2,922,031.06	21,695.00	22,860.00
Capital Outlays		202,727,416.04	0.00	202,727,416.04	43,077,215.24	10,274,490.01	2,526,166.38	0.00	55,877,871.63	5,689,083.49	28,555,841.77	15,169,295.35	0.00	49,414,220.61	146,849,544.41	1,261,274.20	5,202,376.82
Investment Outlay	5060100000	385,000.00	0.00	385,000.00	0.00	0.00	0.00	0.00	0.00	0.00	0.00	0.00	0.00	0.00	385,000.00	0.00	0.00
Investment in Government-Owned and/or Controlled Corporations	5060101000	385,000.00	0.00	385,000.00	0.00	0.00	0.00	0.00	0.00	0.00	0.00	0.00	0.00	0.00	385,000.00	0.00	0.00
Power Supply Systems	5060101006	385,000.00	0.00	385,000.00	0.00	0.00	0.00	0.00	0.00	0.00	0.00	0.00	0.00	0.00	385,000.00	0.00	0.00
Property, Plant and Equipment Outlay	5060400000	202,342,416.04	0.00	202,342,416.04	43,077,215.24	10,274,490.01	2,526,166.38	0.00	55,877,871.63	5,689,083.49	28,555,841.77	15,169,295.35	0.00	49,414,220.61	146,464,544.41	1,261,274.20	5,202,376.82
Land Improvements Outlay	5060402000	975,000.00	0.00	975,000.00	0.00	0.00	0.00	0.00	0.00	0.00	0.00	0.00	0.00	0.00	975,000.00	0.00	0.00
Other Land Improvements	5060402099	975,000.00	0.00	975,000.00	0.00	0.00	0.00	0.00	0.00	0.00	0.00	0.00	0.00	0.00	975,000.00	0.00	0.00
Infrastructure Outlay	5060403000	6,600,000.00	0.00	6,600,000.00	0.00	4,251,833.07	726,894.18	0.00	4,978,727.25	0.00	2,103,378.22	2,875,349.03	0.00	4,978,727.25	1,621,272.75	0.00	0.00
Road Networks	5060403001	5,450,000.00	0.00	5,450,000.00	0.00	4,251,833.07	726,894.18	0.00	4,978,727.25	0.00	2,103,378.22	2,875,349.03	0.00	4,978,727.25	471,272.75	0.00	0.00
Water Supply Systems	5060403004	1,150,000.00	0.00	1,150,000.00	0.00	0.00	0.00	0.00	0.00	0.00	0.00	0.00	0.00	0.00	1,150,000.00	0.00	0.00
Buildings and Other Structures	5060404000	74,695,000.00	0.00	74,695,000.00	37,927,217.02	0.00	0.00	0.00	37,927,217.02	5,689,083.49	17,787,256.08	9,738,591.63	0.00	33,214,931.20	36,767,782.98	0.00	4,712,285.82
Buildings	5060404001	19,495,000.00	0.00	19,495,000.00	11,977,496.60	0.00	0.00	0.00	11,977,496.60	1,796,624.49	5,467,000.23	4,401,792.90	0.00	11,665,417.62	7,517,503.40	0.00	312,078.98
School Buildings	5060404002	45,200,000.00	0.00	45,200,000.00	25,949,720.42	0.00	0.00	0.00	25,949,720.42	3,892,459.00	12,320,255.85	5,336,798.73	0.00	21,549,513.58	19,250,279.58	0.00	4,400,206.84
Other Structures	5060404099	10,000,000.00	0.00	10,000,000.00	0.00	0.00	0.00	0.00	0.00	0.00	0.00	0.00	0.00	0.00	10,000,000.00	0.00	0.00
Machinery and Equipment Outlay	5060405000	93,548,732.04	0.00	93,548,732.04	5,149,998.22	3,869,665.00	1,798,272.20	0.00	10,818,935.42	0.00	6,690,707.47	2,410,362.75	0.00	9,101,070.22	82,729,796.62	1,261,274.20	456,591.00
Office Equipment	5060405002	6,417,653.51	0.00	6,417,653.51	0.00	1,901,008.00	0.00	0.00	1,901,008.00	0.00	1,049,010.00	672,000.00	0.00	1,721,010.00	4,516,643.51	0.00	179,998.00
Information and Communication Technology Equipment	5060405003	56,516,786.92	0.00	56,516,786.92	0.00	1,319,908.00	1,557,273.20	0.00	2,877,181.20	0.00	490,899.00	848,415.00	0.00	1,339,314.00	53,639,605.72	1,261,274.20	276,593.00
Communication Equipment	5060405007	145,000.00	0.00	145,000.00	0.00	0.00	0.00	0.00	0.00	0.00	0.00	0.00	0.00	0.00	145,000.00	0.00	0.00
Medical Equipment	5060405011	50,000.00	0.00	50,000.00	0.00	0.00	49,998.00	0.00	49,998.00	0.00	0.00	49,998.00	0.00	49,998.00	2.00	0.00	0.00
Sports Equipment	5060405013	800,000.00	0.00	800,000.00	0.00	0.00	0.00	0.00	0.00	0.00	0.00	0.00	0.00	0.00	800,000.00	0.00	0.00
Technical and Scientific Equipment	5060405014	395,000.00	0.00	395,000.00	0.00	0.00	90,000.00	0.00	90,000.00	0.00	0.00	90,000.00	0.00	90,000.00	305,000.00	0.00	0.00
Other Machinery and Equipment	5060405099	29,224,291.61	0.00	29,224,291.61	5,149,998.22	648,749.00	102,001.00	0.00	5,900,748.22	0.00	5,150,798.47	749,949.75	0.00	5,900,748.22	23,323,543.39	0.00	0.00
Transportation Equipment Outlay	5060406000	22,400,000.00	0.00	22,400,000.00	0.00	1,785,000.00	0.00	0.00	1,785,000.00	0.00	1,785,000.00	0.00	0.00	1,785,000.00	20,615,000.00	0.00	0.00
Motor Vehicles	5060406001	22,400,000.00	0.00	22,400,000.00	0.00	1,785,000.00	0.00	0.00	1,785,000.00	0.00	1,785,000.00	0.00	0.00	1,785,000.00	20,615,000.00	0.00	0.00

Department : State Universities and Colleges (SUCs)
 Agency/Entity : Don Mariano Marcos Memorial State University
 Operating Unit : < not applicable >
 Organization Code (UACS) : 08 009 0000000
 Fund Cluster : 05 Internally Generated Funds
 (e.g. UACS Fund Cluster: 05-Internally Generated Funds and 06-Business Related Funds)


Particulars	UACS CODE	Approved Budget			Utilizations					Disbursements					Balances		
		Approved Budgeted Revenue	Adjustments (Reductions, Modifications/)	Adjusted Budgeted Revenue	1st Quarter Ending March 31	2nd Quarter Ending June 30	3rd Quarter Ending Sept. 30	4th Quarter Ending Dec. 31	Total	1st Quarter Ending March 31	2nd Quarter Ending June 30	3rd Quarter Ending Sept. 30	4th Quarter Ending Dec. 31	TOTAL	Unutilized Budget	Unpaid Obligations	
																Due and Demandable	Not Yet Due and Demandable
1	2	3	4	5=[(3+(-)4)]	6	7	8	9	10=(6+7+8+9)	11	12	13	14	15=(11+12+13+14)	16=(5-10)	17	18
SUMMARY																	
A. AGENCY SPECIFIC BUDGET																	
Furniture, Fixtures and Books Outlay	5060407000	4,068,684.00	0.00	4,068,684.00	0.00	334,491.94	0.00	0.00	334,491.94	0.00	188,500.00	144,991.94	0.00	334,491.94	3,734,192.06	0.00	0.00
Furniture and Fixtures	5060407001	4,068,684.00	0.00	4,068,684.00	0.00	334,491.94	0.00	0.00	334,491.94	0.00	188,500.00	144,991.94	0.00	334,491.94	3,734,192.06	0.00	0.00
Other Property Plant and Equipment Outlay	5060409000	65,000.00	0.00	65,000.00	0.00	33,500.00	0.00	0.00	33,500.00	0.00	0.00	0.00	0.00	0.00	21,500.00	0.00	33,500.00
Other Property, Plant and Equipment	5060409099	55,000.00	0.00	55,000.00	0.00	33,500.00	0.00	0.00	33,500.00	0.00	0.00	0.00	0.00	0.00	21,500.00	0.00	33,500.00
GRAND TOTAL		312,761,453.68	0.00	312,761,453.68	54,790,136.24	31,497,250.19	28,033,300.47	0.00	114,320,686.90	11,021,953.50	45,983,598.49	39,732,223.30	0.00	96,737,775.29	198,440,766.78	5,957,175.12	11,625,736.49

Certified Correct:

 MARITES J. RIVERA
 University Budget Officer
 Date: 2022-10-26 08:42:01

Certified Correct:

 DEXTER P. LICAN
 Chief Accountant
 Date: 2022-10-26 08:42:01

Recommending Approval:

 PLACIDA E. DE GUZMAN
 Director, FMS
 Date: 2022-10-26 08:45:59

Approved By:

 JAIME MANUEL, JR.
 SUC President
 Date: 2022-10-26 08:50:26

MONTHLY REPORT OF DISBURSEMENTS
For the month of September 2022


Department: State Universities and Colleges (SUCs)
Agency/Family: Don Mariano Marcos Memorial State University
Operating Unit: (not applicable)
Organization Code (UAOS): 00 000 0000
Fund Cluster: 01 Regular Agency Fund


Particulars	Current Year Budget					Prior Year's Budget					Current Year's Accounts Payable					SUB-TOTAL	Trust/Loans				Grand Total				Remarks			
	PG	MODE	Fine	GO	TOTAL	PG	MODE	Fine	GO	Sub-Total	PG	MODE	Fine	GO	Sub-Total		PG	MODE	CO	TOTAL	PG	MODE	Fine	CO		TOTAL		
1	2	3	4	5	6=[2+3+4+5]	7	8	9	10	11=[7+8+9+10]	12	13	14	15	16=[12+13+14+15]	17=[11+16]	18=[17]	19	20	21	22=[18+19+20+21]	23	24	25	26	27=[23+24+25+26]	28	
CASH DISBURSEMENTS	62,374,310.00	7,862,314.70	0.00	12,658,120.00	82,894,744.70	0.00	0.00	0.00	0.00	0.00	0.00	0.00	0.00	0.00	0.00	62,374,310.00	7,862,314.70	0.00	0.00	0.00	62,374,310.00	7,862,314.70	0.00	0.00	17,990,139.00	80,334,753.70		
Notice of Cash Allocation (NCA)	69,374,340.00	7,862,314.70	0.00	10,638,131.00	87,874,785.70	0.00	0.00	0.00	0.00	0.00	0.00	0.00	0.00	0.00	0.00	69,374,340.00	7,862,314.70	0.00	0.00	0.00	69,374,340.00	7,862,314.70	0.00	0.00	15,990,139.00	85,334,783.70		
MDS Checks Issued	7,411,963.84	5,839,472.00	0.00	8,492,842.15	21,744,277.99	0.00	0.00	0.00	0.00	0.00	0.00	0.00	0.00	0.00	0.00	7,411,963.84	5,839,472.00	0.00	0.00	0.00	7,411,963.84	5,839,472.00	0.00	0.00	4,488,287.64	17,312,317.64		
Advance to Cash Account	69,901,250.85	2,272,642.70	0.00	4,466,287.85	76,640,181.40	0.00	0.00	0.00	0.00	0.00	0.00	0.00	0.00	0.00	0.00	69,901,250.85	2,272,642.70	0.00	0.00	0.00	69,901,250.85	2,272,642.70	0.00	0.00	12,501,851.36	82,403,032.76		
Notice of Transfer Allocation (NTA)	0.00	0.00	0.00	0.00	0.00	0.00	0.00	0.00	0.00	0.00	0.00	0.00	0.00	0.00	0.00	0.00	0.00	0.00	0.00	0.00	0.00	0.00	0.00	0.00	0.00	0.00	0.00	0.00
MDS Checks Issued	0.00	0.00	0.00	0.00	0.00	0.00	0.00	0.00	0.00	0.00	0.00	0.00	0.00	0.00	0.00	0.00	0.00	0.00	0.00	0.00	0.00	0.00	0.00	0.00	0.00	0.00	0.00	0.00
Advance to Cash Account	0.00	0.00	0.00	0.00	0.00	0.00	0.00	0.00	0.00	0.00	0.00	0.00	0.00	0.00	0.00	0.00	0.00	0.00	0.00	0.00	0.00	0.00	0.00	0.00	0.00	0.00	0.00	0.00
Working Fund for FAFs	0.00	0.00	0.00	0.00	0.00	0.00	0.00	0.00	0.00	0.00	0.00	0.00	0.00	0.00	0.00	0.00	0.00	0.00	0.00	0.00	0.00	0.00	0.00	0.00	0.00	0.00	0.00	0.00
Cash Disbursement (Contingency)	0.00	0.00	0.00	0.00	0.00	0.00	0.00	0.00	0.00	0.00	0.00	0.00	0.00	0.00	0.00	0.00	0.00	0.00	0.00	0.00	0.00	0.00	0.00	0.00	0.00	0.00	0.00	0.00
TOTAL CASH DISBURSEMENTS	62,374,310.00	7,862,314.70	0.00	12,658,120.00	82,894,744.70	0.00	0.00	0.00	0.00	0.00	0.00	0.00	0.00	0.00	0.00	62,374,310.00	7,862,314.70	0.00	0.00	0.00	62,374,310.00	7,862,314.70	0.00	0.00	17,990,139.00	80,334,753.70		
NON-CASH DISBURSEMENTS	4,278,850.24	207,371.00	0.00	783,722.00	5,269,943.24	0.00	0.00	0.00	0.00	0.00	0.00	0.00	0.00	0.00	0.00	4,278,850.24	207,371.00	0.00	0.00	0.00	4,278,850.24	207,371.00	0.00	0.00	783,722.00	5,062,572.24		
Tax Remittance Advance Issued (TRA)	4,278,850.24	207,371.00	0.00	783,722.00	5,269,943.24	0.00	0.00	0.00	0.00	0.00	0.00	0.00	0.00	0.00	0.00	4,278,850.24	207,371.00	0.00	0.00	0.00	4,278,850.24	207,371.00	0.00	0.00	783,722.00	5,062,572.24		
Non-Cash Disbursement Authority (NCAA)	0.00	0.00	0.00	0.00	0.00	0.00	0.00	0.00	0.00	0.00	0.00	0.00	0.00	0.00	0.00	0.00	0.00	0.00	0.00	0.00	0.00	0.00	0.00	0.00	0.00	0.00	0.00	0.00
Disbursements effected through deductions from claims (deductions from claims release report...)	0.00	0.00	0.00	0.00	0.00	0.00	0.00	0.00	0.00	0.00	0.00	0.00	0.00	0.00	0.00	0.00	0.00	0.00	0.00	0.00	0.00	0.00	0.00	0.00	0.00	0.00	0.00	0.00
Overpayment of assessment & personal benefits	0.00	0.00	0.00	0.00	0.00	0.00	0.00	0.00	0.00	0.00	0.00	0.00	0.00	0.00	0.00	0.00	0.00	0.00	0.00	0.00	0.00	0.00	0.00	0.00	0.00	0.00	0.00	0.00
Reimbursement for loss of government property	0.00	0.00	0.00	0.00	0.00	0.00	0.00	0.00	0.00	0.00	0.00	0.00	0.00	0.00	0.00	0.00	0.00	0.00	0.00	0.00	0.00	0.00	0.00	0.00	0.00	0.00	0.00	0.00
Liquidated damages and similar claims	0.00	0.00	0.00	0.00	0.00	0.00	0.00	0.00	0.00	0.00	0.00	0.00	0.00	0.00	0.00	0.00	0.00	0.00	0.00	0.00	0.00	0.00	0.00	0.00	0.00	0.00	0.00	0.00
Others (e.g. TEF, OT, Check Stamp, etc.)	0.00	0.00	0.00	0.00	0.00	0.00	0.00	0.00	0.00	0.00	0.00	0.00	0.00	0.00	0.00	0.00	0.00	0.00	0.00	0.00	0.00	0.00	0.00	0.00	0.00	0.00	0.00	0.00
TOTAL NON-CASH DISBURSEMENTS	4,278,850.24	207,371.00	0.00	783,722.00	5,269,943.24	0.00	0.00	0.00	0.00	0.00	0.00	0.00	0.00	0.00	0.00	4,278,850.24	207,371.00	0.00	0.00	0.00	4,278,850.24	207,371.00	0.00	0.00	783,722.00	5,062,572.24		
GRAND TOTAL	72,623,360.24	8,150,085.70	0.00	14,791,862.00	95,515,407.94	0.00	0.00	0.00	0.00	0.00	0.00	0.00	0.00	0.00	0.00	72,623,360.24	8,150,085.70	0.00	0.00	0.00	72,623,360.24	8,150,085.70	0.00	0.00	18,773,861.00	83,397,221.74		


SUMMARY

Particulars	Previous Report	This Month	As at Date
(1)	(2)	(3)	(4)
Total Disbursement Authorized Received	800,335,774.31	72,718,643.74	763,054,418.05
NCA	649,114,939.00	67,439,590.00	716,554,529.00
NTA	0.00	0.00	0.00
Working Fund	0.00	0.00	0.00
TRA	31,220,844.31	5,279,053.74	36,500,000.00
CCC	0.00	0.00	0.00
NCAA	0.00	0.00	0.00
Less: Notice of Transfer of Allocation (NTA) Issued	0.00	0.00	0.00
Total Disbursement Authorized Available	800,335,774.31	72,718,643.74	763,054,418.05
Less:			
Lapsed NCA	0.00	0.00	0.00
Disbursements	49,702.00	244,778.33	294,480.33
Less: Other Non-Cash Disbursements	637,169,914.31	25,815,406.89	713,715,421.20
Disbursements effected through deductions from claims	0.00	0.00	0.00
Overpayment of assessment & personal benefits	0.00	0.00	0.00
Reimbursement for loss of government property	0.00	0.00	0.00
Liquidated damages and similar claims	0.00	0.00	0.00
Others (e.g. TEF, OT, Check Stamp, etc.)	0.00	0.00	0.00
Adjustment (e.g. unrecorded checks)	0.00	0.00	0.00
Balance of Disbursement Authorized as at date	29,125,857.00	22,658,458.52	51,784,315.52
Total Disbursements Program	680,335,774.31	72,718,643.74	753,054,418.05
Less: Actual Disbursements	637,169,914.31	25,815,406.89	713,025,321.20
(Over)Under spending	21,165,860.00	22,140,843.45	43,306,703.45

Notes: * This was of NTA is discontinued
Notes: ** Amounts should tally with the grand total disbursement (column 27).


Dexter P. Lirio
Chief Accountant
Date: 2022-10-10 10:27:25


Recommending Approval:

Placer M. De Guzman
Director, FMS
Date: 2022-10-10 10:32:34



Placer M. De Guzman, Jr.
Director, FMS
Date: 2022-10-10 10:35:47


QUARTERLY REPORT OF REVENUE AND OTHER RECEIPTS
As at the Quarter Ending September 30, 2022


Department : State Universities and Colleges (SUCs)
 Agency : Don Mariano Marcos Memorial State University
 Operating Unit : < not applicable >
 Organization Code (UACS) : 08 009 0000000
 Fund Cluster : 01 - Regular Agency Fund

Classification/Sources of Revenue and Other Receipts	UACS CODE	REVENUE TARGET (Annual) per BESF	Actual Revenue and Other Receipts Collections					Cumulative Remittance/Deposits to Date			Variance		Remarks
			1st Quarter Ending March 31	2nd Quarter Ending June 30	3rd Quarter Ending Sept. 30	4th Quarter Ending Dec. 31	Total	Remittance to BTr	Deposited with AGDB	TOTAL	Amount	%	
1	2	3	4	5	6	7	8=[(6+(-)7)-8+9]	9	10	11=(9+10)	12=(8-3)	13=(12/3)	14
Regular Agency Fund		6,497.49	863.80	12.22	76.31	0.00	952.33	0.00	952.33	952.33	(5,545.16)	-85 %	
Revenue Collections		6,497.49	863.80	12.22	76.31	0.00	952.33	0.00	952.33	952.33	(5,545.16)	-85 %	
Cash Revenue		6,497.49	863.80	12.22	76.31	0.00	952.33	0.00	952.33	952.33	(5,545.16)	-85 %	
Non-Tax		6,497.49	863.80	12.22	76.31	0.00	952.33	0.00	952.33	952.33	(5,545.16)	-85 %	
Others	4020221099	6,497.49	863.80	12.22	11.34	0.00	887.36	0.00	887.36	887.36	(6,610.13)	-86 %	
Miscellaneous Income	4060998000	0.00	0.00	0.00	64.97	0.00	64.97	0.00	64.97	64.97	64.97	0 %	
TOTAL		6,497.49	863.80	12.22	76.31	0.00	952.33	0.00	952.33	952.33	(5,545.16)	-85 %	

Certified Correct:

 DEXTER P. LICAY
 Chief Accountant
 Date: 10/27/22 00:10 AM

Certified Correct:

 DEXTER P. LICAY
 Chief Accountant
 Date: 10/27/22 12:46 AM


Recommending Approval:

 PLACIDA E. DE GUZMAN
 Director, FMS
 Date: 10/27/22 12:49 AM


Approved By:

 JAIME T. MADULA, JR.
 SUC President
 Date: 10/27/22 4:36 PM


QUARTERLY REPORT OF REVENUE AND OTHER RECEIPTS
As at the Quarter Ending September 30, 2022

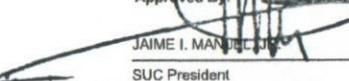
Department : State Universities and Colleges (SUCs)
 Agency : Don Mariano Marcos Memorial State University
 Operating Unit : < not applicable >
 Organization Code (UACS) : 08 009 0000000
 Fund Cluster : 05 - Internally Generated Funds

Classification/Sources of Revenue and Other Receipts	UACS CODE	REVENUE TARGET (Annual) per BESF	Actual Revenue and Other Receipts Collections					Cumulative Remittance/Deposits to Date			Variance		Remarks
			1st Quarter Ending March 31	2nd Quarter Ending June 30	3rd Quarter Ending Sept. 30	4th Quarter Ending Dec. 31	Total	Remittance to BTr	Deposited with AGDB	TOTAL	Amount	%	
1	2	3	4	5	6	7	8=([6+(-)7]-8+9)	9	10	11=(9+10)	12=(8-3)	13=(12/3)	14
Internally Generated Funds		178,080,000.00	130,536,660.12	126,409,812.53	12,258,815.19	0.00	269,205,287.84	0.00	269,205,287.84	269,205,287.84	91,125,287.84	51 %	
Revenue Collections		178,080,000.00	130,536,660.12	126,409,812.53	12,258,815.19	0.00	269,205,287.84	0.00	269,205,287.84	269,205,287.84	91,125,287.84	51 %	
Cash Revenue		178,080,000.00	130,536,660.12	126,409,812.53	12,258,815.19	0.00	269,205,287.84	0.00	269,205,287.84	269,205,287.84	91,125,287.84	51 %	
Non-Tax		178,080,000.00	130,536,660.12	126,409,812.53	12,258,815.19	0.00	269,205,287.84	0.00	269,205,287.84	269,205,287.84	91,125,287.84	51 %	
Tuition Fees	4020201001	72,804,000.00	59,647,765.02	62,300,510.13	4,317,427.06	0.00	126,325,702.21	0.00	126,325,702.21	126,325,702.21	53,521,702.21	74 %	
Income Collected from Students	4020201002	13,981,000.00	10,449,591.46	915,299.57	2,683,580.00	0.00	14,048,471.03	0.00	14,048,471.03	14,048,471.03	67,471.03	0 %	
Other School Fees	4020201099	91,167,000.00	57,375,531.67	63,111,500.80	5,257,615.00	0.00	125,744,847.47	0.00	125,744,847.47	125,744,847.47	34,577,647.47	38 %	
Other Business Income	4020299099	128,000.00	3,083,771.87	22,502.03	101.17	0.00	3,086,375.17	0.00	3,086,375.17	3,086,375.17	2,956,375.17	2,311 %	
Miscellaneous Income	4060999000	0.00	0.00	0.00	91.96	0.00	91.96	0.00	91.96	91.96	91.96	0 %	
TOTAL		178,080,000.00	130,536,660.12	126,409,812.53	12,258,815.19	0.00	269,205,287.84	0.00	269,205,287.84	269,205,287.84	91,125,287.84	51 %	

Certified Correct:

 DEXTER B. LICAY
 Chief Accountant
 Date: 10/27/22 00:10 AM

Certified Correct:

 DEXTER B. LICAY
 Chief Accountant
 Date: 10/27/22 12:46 AM


Recommending Approval:

 PLACIDA E. DE GUZMAN
 Director, FMS
 Date: 10/27/22 12:49 AM


Approved By:

 JAIME I. MANALILI
 SUC President
 Date: 10/27/22 4:36 PM


QUARTERLY REPORT OF REVENUE AND OTHER RECEIPTS
As at the Quarter Ending September 30, 2022


Department : State Universities and Colleges (SUCs)
 Agency : Don Mariano Marcos Memorial State University
 Operating Unit : < not applicable >
 Organization Code (UACS) : 08 009 0000000
 Fund Cluster : 05 - Business Related Funds

Classification/Sources of Revenue and Other Receipts	UACS CODE	REVENUE TARGET (Annual) per BESF	Actual Revenue and Other Receipts Collections					Cumulative Remittance/Deposits to Date			Variance		Remarks
			1st Quarter Ending March 31	2nd Quarter Ending June 30	3rd Quarter Ending Sept. 30	4th Quarter Ending Dec. 31	Total	Remittance to BTr	Deposited with AGDB	TOTAL	Amount	%	
1	2	3	4	5	6	7	8=[(6+(-7))-8+9]	9	10	11=(9+10)	12=(8-3)	13=(12/3)	14
Business Related Funds		30,496,000.00	10,556,300.46	9,273,686.62	9,850,815.85	0.00	29,680,804.73	0.00	29,680,804.73	29,680,804.73	(815,195.27)		-3 %
Revenue Collections		30,496,000.00	10,556,300.46	9,273,686.62	9,850,815.85	0.00	29,680,804.73	0.00	29,680,804.73	29,680,804.73	(815,195.27)		-3 %
Cash Revenue		30,496,000.00	10,556,300.46	9,273,686.62	9,850,815.85	0.00	29,680,804.73	0.00	29,680,804.73	29,680,804.73	(815,195.27)		-3 %
Non-Tax		30,496,000.00	10,556,300.46	9,273,686.62	9,850,815.85	0.00	29,680,804.73	0.00	29,680,804.73	29,680,804.73	(815,195.27)		-3 %
Other Service Income	4020190099	2,500.00	2,220.00	123,145.00	12,210.00	0.00	137,575.00	0.00	137,575.00	137,575.00	135,075.00	5,403 %	
Seminar/Training Fees	4020204000	42,500.00	33,600.00	0.00	0.00	0.00	33,600.00	0.00	33,600.00	33,600.00	(8,900.00)		-21 %
Rent/Lease Income	4020205000	2,848,000.00	714,973.00	749,074.02	1,094,790.96	0.00	2,558,837.98	0.00	2,558,837.98	2,558,837.98	(289,162.02)		-10 %
Income from Hostels/Dormitories and other Like facilities	4020213000	108,200.00	4,310.00	22,980.00	20,774.00	0.00	48,064.00	0.00	48,064.00	48,064.00	(58,136.00)		-55 %
Other Sales	4020216009	25,355,000.00	8,922,656.47	7,683,241.00	7,808,296.84	0.00	24,504,194.31	0.00	24,504,194.31	24,504,194.31	(850,805.69)		-3 %
Others	4020221099	6,300.00	1,240.14	1,100.85	1,770.85	0.00	4,111.84	0.00	4,111.84	4,111.84	(2,188.16)		-35 %
Other Business Income	4020299099	2,112,000.00	874,450.85	690,297.75	712,263.00	0.00	2,277,011.60	0.00	2,277,011.60	2,277,011.60	165,011.60		8 %
Miscellaneous Income	4060999000	23,500.00	2,850.00	3,850.00	110,710.00	0.00	117,410.00	0.00	117,410.00	117,410.00	93,910.00		400 %
TOTAL		30,496,000.00	10,556,300.46	9,273,686.62	9,850,815.85	0.00	29,680,804.73	0.00	29,680,804.73	29,680,804.73	(815,195.27)		-3 %

Certified Correct:

 DEXTER P. LICAY
 Chief Accountant
 Date: 10/27/22 09:10 AM

Certified Correct:

 DEXTER P. LICAY
 Chief Accountant
 Date: 10/27/22 12:46 AM


Recommending Approval:

 PLACIDA E. DE GUZMAN
 Director, FMS
 Date: 10/27/22 12:49 AM


Approved By:

 JAIME I. MANTELUA
 SUC President
 Date: 10/27/22 4:36 PM

QUARTERLY REPORT OF REVENUE AND OTHER RECEIPTS
As at the Quarter Ending September 30, 2022

Department : State Universities and Colleges (SUCs)
 Agency : Don Mariano Marcos Memorial State University
 Operating Unit : < not applicable >
 Organization Code (UACS) : 08 009 0000000
 Fund Cluster : 07 - Trust Receipts

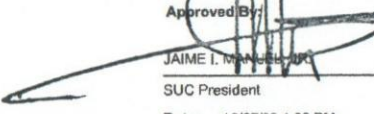
Classification/Sources of Revenue and Other Receipts	UACS CODE	REVENUE TARGET (Annual) per BESF	Actual Revenue and Other Receipts Collections					Cumulative Remittance/Deposits to Date			Variance		Remarks
			1st Quarter Ending March 31	2nd Quarter Ending June 30	3rd Quarter Ending Sept. 30	4th Quarter Ending Dec. 31	Total	Remittance to BTr	Deposited with AGDB	TOTAL	Amount	%	
1	2	3	4	5	6	7	8=[(6+(-)7)-8+9]	9	10	11=(9+10)	12=(8-3)	13=(12/3)	14
Trust Receipts		131,015,000.00	95,399,993.41	7,069,602.53	64,272,683.22	0.00	166,742,279.16	0.00	166,742,279.16	166,742,279.16	35,727,279.16	27 %	
Trust Receipts Deposited with Authorized Government Depository Banks (AGDB)		131,015,000.00	95,399,993.41	7,069,602.53	64,272,683.22	0.00	166,742,279.16	0.00	166,742,279.16	166,742,279.16	35,727,279.16	27 %	
Trust Liabilities		131,000,000.00	95,391,864.19	7,068,052.28	63,798,134.15	0.00	166,258,050.60	0.00	166,258,050.60	166,258,050.60	35,258,050.60	27 %	
Interest Income		8,000.00	3,129.22	3,550.27	2,994.04	0.00	9,673.53	0.00	9,673.53	9,673.53	1,873.53	21 %	
Other Business Income		7,000.00	5,000.00	0.00	20,000.00	0.00	25,000.00	0.00	25,000.00	25,000.00	18,000.00	257 %	
Grants in Cash		0.00	0.00	0.00	446,625.20	0.00	446,625.20	0.00	446,625.20	446,625.20	446,625.20	0 %	
Miscellaneous Income		0.00	0.00	0.00	4,929.83	0.00	4,929.83	0.00	4,929.83	4,929.83	4,929.83	0 %	
TOTAL		131,015,000.00	95,399,993.41	7,069,602.53	64,272,683.22	0.00	166,742,279.16	0.00	166,742,279.16	166,742,279.16	35,727,279.16	27 %	

Certified Correct:

 DEXTER B. LICAY
 Chief Accountant
 Date: 10/27/22 00:10 AM

Certified Correct:

 DEXTER B. LICAY
 Chief Accountant
 Date: 10/27/22 12:46 AM

Recommending Approval:

 PLACIDA E. DE GUZMAN
 Director, FMS
 Date: 10/27/22 12:49 AM

Approved By:

 JAIME I. MANALILI
 SUC President
 Date: 10/27/22 4:36 PM